



C e m b r e



IDENTIFICATION & LABELLING *systems*



MAKING THE RIGHT CONNECTIONS



This catalogue illustrates our identification and labelling systems.

For each product family the principal features are indicated, along with typical applications and the necessary guidelines for correct application.

Our sales personnel are at your disposal to provide more detailed information and our design and development engineers are available to study new solutions for particular applications.



All Cembre products comply with Directive 2011/65/EU of the European Parliament and Council dated 8 June 2011 (and subsequent amendment)



On 14th December 1990 Cembre S.p.A. Quality Management System was certified by Lloyd's Register of Quality Assurance (LRQA) according to ISO 9002:1987 EN 29002 - 1987 BS 5750: Part 2: 1987 for the manufacture of insulated and uninsulated copper crimping connectors. Then on 22nd December 1992 Cembre SpA was certified ISO 9001 for the design and manufacture of cable accessories, electrical connectors and associated tools.

The activities of the main premises in Brescia, the Italian regional offices and the subsidiary companies in Great Britain, France, Spain, Germany and USA are governed by a single Quality System, assessed by Lloyd's Register of Quality as conforming to the ISO 9001:2015 norm, for the design, manufacture and sales of electrical connectors and associated tools, cable accessories, marking systems, toolings and products for railway applications. Tools for pressed joints for water, gas, steam, waste and HVAC and related accessories. In house repair, refurbishment and calibration of toolings.

This guarantees a homogeneous and high quality level of the products and services that Cembre offers to its customers.



Cembre S.p.A. has recently recognised the need to align its Environmental Management System with the spirit and content of UNI EN ISO 14001: 2015 as fundamental to future development.

To this end the company undertook a wide-ranging review of all functions including development and design stages, material selection, usage and manufacturing processes.

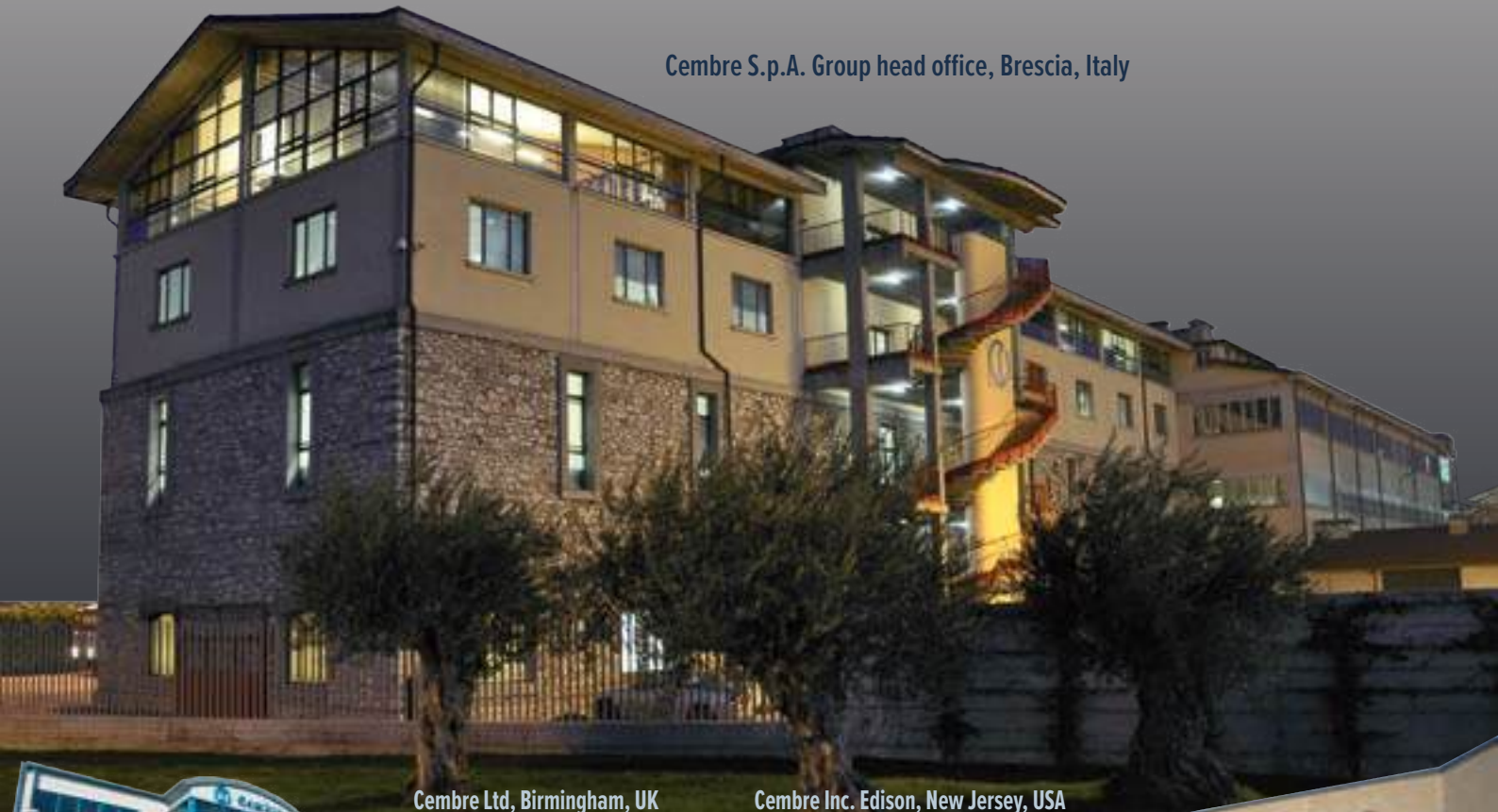
The resulting definition of operational procedures in line with these aims and provisions has enabled Cembre S.p.A. to achieve Environmental Certification, further highlighting the companies sensitive and careful approach to environmental protection. We have reached a new phase in this project as Cembre Ltd, a subsidiary company based in Great Britain, and the second production site of the Cembre Group, have recently achieved certification of their Environmental Management System according to ISO 14001:2015.



Cembre S.p.A. has recently enhanced its business processes with the certification by Lloyd's Register of Quality Assurance, of its Management System for the Health and Safety of Workers, in accordance with the standard OHSAS18001:2007 (Occupational Health and Safety Management System).

The project, launched in early 2011, was strategically designed to facilitate the active participation of all employees at every level in the application of systems management, in order to optimise compliance of risk management capability with regard to laws and regulations concerning the health and safety of workers. All employees have received exhaustive training and are involved, by exercising their individual responsibility and competence, as key players in the identification of residual risk situations and the proposal of corrective solutions. For Cembre then, this certification is not only the proper recognition of the quality of work performed, but also an incentive to maintain a determined competitive advantage in increasingly difficult and aggressive international markets.

Cembre S.p.A. Group head office, Brescia, Italy



Cembre Ltd, Birmingham, UK



Cembre Ltd is one of the production units in the Cembre group. Since its establishment in December 1986, the company has enjoyed years of continuous growth. Its main office, laboratory and works are located in Curdworth, near Birmingham, while its active sales force serves customers throughout the UK and Ireland.





























Cembre Inc. Edison, New Jersey, USA



Operative since March 1999, Cembre Inc. based in Edison, NJ, provides full stock of our products available to customers, technical assistance and repair capabilities with immediate availability of spare-parts. Our head-office in Edison serves the United States, Canada and Mexico.



Symbols

	All Cembre products comply with Directive 2011/65/EU of the European Parliament and Council dated 8 June 2011 (and subsequent amendment)
	Meets the requirements for fire testing of materials and components for trains EN 45545-2:2015
	Halogen Free
	Silicon Free
	MIN. Operating temperature range
	MAX. Operating temperature range
	Approved UL 969
	Approved UL 969 CSA C22.2 No.0.15
	Self extinguishing class
	Material: Flat - 0,5 mm
	Material: Polyvinyl Chloride
	Material: Plasticised Polyvinyl Chloride
	Material: Polycarbonate
	Material: Acrylonitrile-Butadiene-Styrene
	Material: Styrene-Butadiene-Styrene
	Material: Cotton Fabric Coated with Acrylic
	Material: High-Density Polyethylene
	Material: Thermoplastic Polyurethane
	Material: Irradiated Polyolefin
	Material: Stainless Steel AISI
	Material: Polyamide 6.6
	Material: Polypropylene
	Material: Polyoxymethylene
	Material: Ethylene-Vinyl Acetate
	Material: Polystyrene
	Material: Polyethylene Terephthalate
	Material: Aluminium
	Thickness (mm) of Material

INDEX

HOW TO MARK GENIUSPRO	Symbols 1 Identification and labelling systems 3 How to mark 5 Software 8
THERMAL TRANSFER SYSTEM FOR SHEET MEDIA	
MG3	Thermal transfer printer for sheet media 9
ACCESSORIES	Templates and accessories 10
RIBBONS	Monochrome ribbons 11
MG-TPMF	Cable tags for holders 12
MG-TPM	Cable tags for holders 13
MG-TDM	Cable tags without holder 14
MG-TDMO	Cable tags without holder 15 Support for MG-TDMO cable tags 15
MG-ETF	Cable & conduit tags tie-on 16
MG-KMP	Wraparound cable markers 18
MG-CPM	Terminal block markers 19
MG-CPMF	Terminal block marker strips 22
MG-VYB	Terminal block marker labels 23
MG-SPM	Component markers, push in 24
MG-PTS	Push button legends 25
MG-TAP	Legends 15 mm 26
MG-TAPW	Legends 9 mm 28
MG-TAR	Legends 29
MG-DOG	Dog tags 30
MG-TAA	Legends self adhesive 32
MG-VYT	Labels 34
MG-PYT	Labels 35
MG-VCT	Labels 36
MG-PLC	PLC legends 37
MG-SAT	Security labels 38
MG-17.5	Modular legends 39 Modular legends 40 Modular labels 41 Modular backing strips 42
GMCK	Customisable panel plates 43
MG-VRT-R	Panel plates rivet fixing 44
MG-VRT-RH	Panel plates rivet fixing with holes 46
MG-VRT-A	Panel plates self adhesive 48
MG-VRT-AH	Panel plates self adhesive with holes 50
MG-SIGNS	Panel legends 52 Panel labels 53

INDEX

THERMAL TRANSFER SYSTEM FOR ROLL MEDIA	
ROLLY3000	Thermal transfer printer for roll media 54
ROLLY2000TR2	Thermal transfer printer for roll media 55
ACCESSORIES	Cutters and accessories 56
RIBBONS	Monochrome ribbons 57
TPM-ROLL	Cable tags with holders 58
KM-ROLL	Wraparound cable markers 59
ETF-ROLL	Cable & conduit tags tie-on 61
TAR-ROLL	Legends 62
VCT-ROLL	Self adhesive labels 63
STRIP-ROLL	Modular component legend strips 64
	Self adhesive modular component legend strips 65
GMCTTL	Customisable labels 66
TTL	Thermal transfer labels 67
TTF	Continuous material 70
GMC-AL	Aluminium mounting plates 71
TERMO-ROLL H2	Heat shrinkable tubing High Grade 2:1 72
TERMO-ROLL H3	Heat shrinkable tubing High Grade 3:1 74
TERMO-ROLL M2	Heat shrinkable tubing Medium Grade 2:1 76
TERMO-ROLL M3	Heat shrinkable tubing Medium Grade 3:1 78
EMBOSSER	
SMP	Stainless steel tie-on tags 80
GX	Stainless Steel INOX AISI 304 cable ties 82
GXAC	Insulated Stainless Steel INOX AISI 304 cable ties 83
M1011KIT	Label Embosser 84
	Metallic ribbons 84
MANUAL SYSTEM	
PMP-30	Push in cable markers 86
	Tools for markers PMP-30 87
	Carriers for markers PMP-30 87
	STARTkit PMP-30 87
RMS-01	Push on ring cable markers 88
	Insertion tool for push on ring cable markers 89
RMS-02	Push on ring cable markers 90
RMS-03	Push on ring cable markers 92
RMS-04	Push on ring cable markers 93
FMS	Push on flat ring cable markers 94
	Carrier for push on flat ring cable markers 94
MS-ETF	Laminated write on-tie on 95
ANS	Wraparound cable markers 96
ANL	Alphanumeric signs 98
WIT-W	Cable ticket 99
S40390	Cable tags without holder 100
SM-01	Snap on cable markers 101
SM-02	Snap on cable markers 102
SM-03	Snap on cable markers 103
SM-06	Snap on cable markers 104
SM-09	Snap on cable markers 105
SM-12	Snap on cable markers 106
SM-15	Snap on cable markers 107
SM-17	Snap on cable markers 108
SM-21	Snap on cable markers 109
SM-24	Snap on cable markers 110
	Applicators 110

ACCESSORIES	
PMF	Transparent tag holders 4 mm 112
PMF-HF	Transparent tag holders - Halogen Free 114
PM	Transparent tag holders 4 mm 115
PM-HF	Transparent tag holders - Halogen Free 118
PM-L	Transparent tag holders - Light 119
PMF-AC	Self adhesive transparent flat tag holders 120
PMF-ET	Transparent flat tag holders tie-on 121
PM-AC	Self adhesive transparent tag holders 122
PM-ET	Transparent tag holders tie-on 123
PM-DT	Transparent tag holders tie-on 124
PMT-AC	Self adhesive transparent legend holders 9 & 15 mm 125
PMT-ET	Transparent legend holders tie-on 9 & 15 mm 126
PMT-CT	Transparent legend holders tie-on 9 mm 126
PMT-DT	Transparent legend holders tie-on 9 & 15 mm 127
Serie G	Polyamide PA6.6 Cable ties 128
Serie G FH	Polyamide PA6.6 Cable ties 130
Serie G TOOLS	Installation tools 131
Serie GX	Stainless Steel INOX AISI 304 cable ties 132
GXAC	Insulated Stainless Steel INOX AISI 304 cable ties 133
PTP	Push button legend bases 134
PL	Legend bases 135
TAP-CCS	Transparent covers 136
CPT	Transparent covers 137
RT-TAP	Legend rail, 15 mm 138
	Transparent protective covers, 15 mm 138
	Transparent protective strip, 15 mm 138
RT-TAPW	Legend rail, 9 mm 139
	Transparent protective covers, 9 mm 139
	Transparent protective strip, 9 mm 139
TPD	Document holder 140
LABELS	
WS	Warning signs 142
PS	Prohibition symbols 155
MS	Mandatory signs 160
CS	Electrical symbols 164
VS	Utility sector signs 167
LLS-ILS	Labels for laser and inkjet printers 172
KML	Wraparound cable markers 174
CHART	Conductor cable chart 176
GMCK	Terminal block marker cross reference chart 177
SMP	Pre-printed MARKINGENIUS® media specification 187
GMCTTL	Pre-embossed tags specification 188
QUALITY	Pre-printed labels specification 189
GENIUSPRO	Test methods 190
	GENIUSPRO License Request 192

Identification and labelling systems

Cembre offers a number of innovative solutions to meet demands for high performance and reliability in the industrial and manufacturing sectors.



THERMAL TRANSFER SHEET PRINTER MARKINGENIUS®

The revolution in identification systems, MARKINGENIUS®MG3 is a high speed flat bed printer using thermal transfer technology to produce identification and labelling media for cables and tubing, panel building components and equipment of all types.

Windows® based, the high resolution MARKINGENIUS®MG3 prints monocolour True Type fonts, while also reproducing Clipart images, drawings and bitmaps down to very small dimensions.



THERMAL TRANSFER ROLL PRINTER ROLLY3000

ROLLY3000 is designed for high speed printing of identification and labelling media in roll format.

Thermal transfer print quality matched with robust construction and intensive Cembre reliability allow ROLLY3000 to print 1000 cable tags in less than two minutes.

ROLLY3000 is equipped to print TERMO-ROLL heat shrinkable tubing in continuous or ladder format at high speed and with the precision and quality of print required to meet the most stringent standards.

MANUAL SYSTEM

Provides simple solutions for the identification of cables and electrical components with four families of products:

- *push in cable markers- individual characters are collected in order on the insertion tool, then pushed into the transparent holder mounted on the cable.*
- *push on ring markers and flat tie on holder markers used directly on cables, tubing and conduits.*
- *snap on cable markers which can be fitted even after cables are terminated and connected.*
- *wraparound self laminating cable markers available for a wide range of diameters and may be hand printed then attached at any time. Ideal for applications requiring the print to be protected.*



LABELS

Warning, prohibition and mandatory signs, on A4 sheets.

HOW TO MARK

How to mark

MODULAR COMPONENTS

- legends
- labels
- brand-specific legends
- mounting rails



PANEL INTERIORS



TERMINAL BLOCKS

- widest brand suitability
- pitched and single markers
- marker strips
- marker labels



COMPONENTS & EQUIPMENT

- PLC legends
- rail mounted legends
- brand-specific legends
- dog tags
- rating plates and labels
- security labels



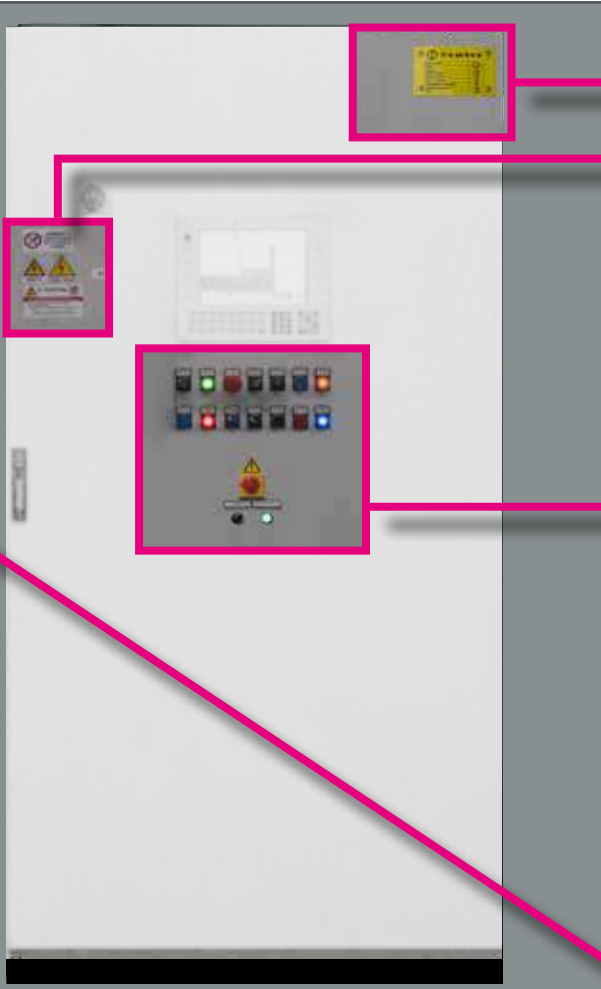
SINGLE CABLES

- cable tags for holders
- one piece push or clip-on cable tags
- wraparound cable markers
- heat shrinkable tubing
- push in markers
- ring cable markers
- wraparound strips
- snap on markers



HOW TO MARK

PANEL EXTERIORS



PLATES & LABELS



- self adhesive panel plates
- panel plates with covers
- self adhesive component legends
- modular component legends for rails
- self adhesive labels
- security labels
- panel legends
- document holders

PUSH BUTTONS & INDICATORS



- self adhesive legends
- legends for push button bases
- brand-specific legends
- push button legends
- panel legends
- self adhesive labels

CONNECTORS



- self adhesive legends & labels
















CONDUITS, PIPES & MULTI-CORE



- tie-on cable and conduit tags
- wraparound cable markers
- heat shrinkable tubing

 		 		 	
MG-TAA 32 		MG-TAP 26 		MG-TAP 26 	
MG-VYT 34 		RT-TAP 133 MG-TAPW 28 		RTA-TAP 133 MG-TAPW 28 	
MG-VCT 36 		RT-TAPW 139 MG-17.5-R 39 		RTA-TAPW 139 MG-PYT 35 MG-SAT 38 	
		MG-17.5-A 40 		MG-SIGNS 52 GMCK 43 	
				MG-VRT-R 44 MG-VRT-A 43 	
				CPT 137 	
CONNECTORS		MODULAR COPONENTS		PLATES LABELS SIGNS	

THERMAL TRANSFER SYSTEM FOR SHEET MEDIA

 		 		 		 	
TPM-ROLL 53 		ETF-ROLL 60 		STRIP-ROLL 64 		TTL 67 	
PMF 112 TERMO-ROLL 72 		CABLE TIE 123 TERMO-ROLL 72 					
KM-ROLL 59 							
SINGLE CABLES		CONDUITS PIPES MULTI-CORE		MODULAR COMPONENTS		LABELS	

THERMAL TRANSFER SYSTEM FOR ROLL MEDIA

GENIUSPRO



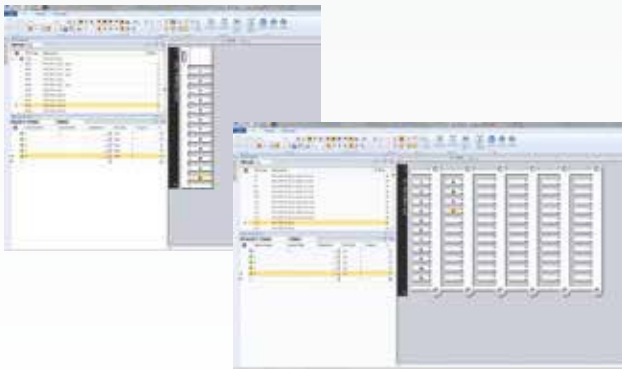
Software

for all Cembre printers

GENIUSPRO is the latest software developed by Cembre.

- Simple and intuitive
- Operator needs only basic computer skills
- Enhanced features include full size Dynamic Preview
- Assures increased capability and performance when printing text, symbols and images on Cembre MARKINGENIUS® and ROLLY systems.

MARKINGENIUS® and ROLLY systems are delivered complete with power & connection cables and GENIUSPRO software including a universal driver for Windows® to ensure compatibility.



www.cembre.com - www.cembre.co.uk - www.cembreinc.com



System-lifetime support

- free software updates
- pre-purchase trials
- free of charge training and support every working day, by phone, remote computer access via internet or site visit
- samples of available media for customer approval and new media developments welcome
- loan machine when printer returned for service.

Software features

Easy data insertion

More than ten types of counter

*.txt, *.cad, *.dbf, *.xls and other file types can be imported

MATRIX, ACS and Simplo conversion

Spac, EPLAN, IGE-XAO, ZUKEN and Excel importation

Customisable print output filters

Optimised printing of media for cables, terminal blocks, control gear, connectors, push buttons, components, panels and self adhesive labels

All Windows fonts

Designs customised media

Vector, drawing and clip art printing

Free upgrades with each release

Help function

Minimum system requirements

PC Processor Intel®Core™ i3 or equivalent

4 Gb RAM

USB connection

2 Gb available hard disc space

Video resolution 1280x1024

Windows 7, 8 and 10

Internet enabled

Type	Quantity	Description
GENIUSPRO-5L	1	Software GENIUSPRO - 5 Licenses
GENIUSPRO-1L	1	Software GENIUSPRO - 1 Licence

Thermal transfer printer for sheet media



on sheet media, plug&play

MARKINGENIUS®MG3 has been exclusively designed by Cembre for the identification of conductors and electrical components in compliance with the CEI 16-7 ed 1997-06.

MARKINGENIUS®MG3 is a high resolution plug&play flat bed printer based on thermal transfer technology, capable of producing tags for cables, pipes and tubes; terminal block markers and legends and labels for all electrical panels, components and equipment. All Cembre MG media can be printed with monocolour Windows True Type fonts at high speed.

MARKINGENIUS®MG3 will also reproduce Clipart images, drawings, barcodes and bitmaps down to very small sizes.

Compact, ergonomic, clean and quiet MARKINGENIUS®MG3 may be conveniently located in an office, like any other computer peripheral.

Each monochrome ribbon can print more than 300,000 MG-TPMF 4x10 mm cable tags. Carriage loading and unloading operations are rapid; templates are easily interchanged and as the pigment deposited from the ribbon dries instantaneously, printed sheets are immediately ready to use.

Printer dimensions:

- Length: 382 mm 15.04 in.
- Width: 230 mm 9.05 in.
- Height: 221 mm 8.7 in.
- Weight: 7,4 kg 16.31 lbs.

Printer Type **MG3**, includes:

- 991000** Template for tags MG-TPM
- 991002** Template for serieFLAT media
- 991011** Template for terminal blocks
- Mains cable
- USB cable
- Protective cover **991680**
- Ribbon take up core **991654**
- Black printer ribbon **991600**
- Installation, Operating&Maintenance and User documentation
- Software **FD-GENIUSPRO** on pen drive

MG3



SPEED

prints 112 4x10 cable tags in less than 12 seconds

CONVENIENCE

software provides quick and easy upload of the data to be printed

ECONOMY

prints around 300,000 4x10 cable tags with a single ribbon

QUALITY

printer resolution 300x600 dpi



Supplied with the three most useful templates

software GENIUSPRO	page 8
templates and PET supports.....	page 10
accessories	page 10
ribbons.....	page 11



ACCESSORIES

THERMAL TRANSFER SYSTEM FOR SHEET MEDIA

Templates and accessories

for thermal transfer printer



VAL-MG
Transportation case
Dimensions
Length: 425 mm (16.73 in.)
Width: 285 mm (11.22 in.)
Height: 400 mm (15.75 in.)
Weight: 6 Kg (13.2 lbs.)



Template	Type	Quantity	PET support	Type	Quantity	For printing
MG2-PWC	991000	1	MG2-TWC	991502	3	MG-TPM
MG2-PLT	991002	1	MG2-TLT	991522	3	laminated material serieFLAT
MG2-QTB	991011	1	MG2-TQT	991564	3	MG-CPM-01, MG-CPM-02, MG-CPM-03, MG-CPM-04, MG-CPM-07, MG-CPM-11, MG-SPM-03
MG2-PTD	991007	1	MG2-TTD	991563	3	MG-TDM (6 stems)
MG2-PTM	991010	1	MG2-TTM	991561	3	MG-TDM0, MG-TDM (4 stems)
MG2-MTB	991008	1	MG2-TMT	991513	3	MG-CPM-01 (5 x 7 mm)
MG2-WTB	991004	1	MG2-TWT	991542	3	MG-CPM-05, MG-CPM-12, MG-SPM-09
MG2-STB	991005	1	MG2-TST	991552	3	MG-CPM-06
MG2-LTB	991013	1				MG-CPM-09
MG2-CTB	991006	1	MG2-TCT	991562	3	MG-CPM-10
MG2-ETB	991016	1				MG-CPM-13
MG2-PSB	991554	1				MG-CPM-15 42908
MG2-PSP	991018	1	MG2-TSP	991514	3	MG-SPM-02
MG2-NSB	991556	1				MG-CPM-15 42909

Accessories	Type	Quantity	Description
MG2-CKP	991670	1	Print head cleaning kit (template, pad & cleaning fluid)
	991672	1	Print head cleaning kit (template & pad)
MG2-CNP	992150	1	Replacement pads for MG2-CKP (5 pieces)
	ISOCLENE	1	Spray 250 ml, replacement for MG2-CKP
	MG2-SPD1	1	Ribbon feed spool for MG2-EPTR
	MG2-KDF	1	Media guide
	VAL MG	1	MARKINGENIUS® transportation case with wheels



templates and blanks for MG3 printer
accessories for optimum printer condition

Monochrome ribbons

for thermal transfer printer


MG2-ETR monochrome ribbons are formulated to produce high quality print on a variety of materials while providing resistance to abrasion, chemicals, cleaning products and environmental agents (eg UV, humidity). Ribbon length 200m, width 120mm.

MG2-EPTR PREMIUM black monochrome ribbon has enhanced performance characteristics, is 300 linear meters long, with a width of 110 mm.

To enable usage of MG2-EPTR PREMIUM ribbons with MG3 printers, the additional purchase of accessory Rear Tension Roller Kit MG2-SPD1 with smaller diameter is required (see Accessories page 10).

Use this ribbon to print FLAT Polycarbonate items.

RIBBONS



Family	Type						Width mm	Length m	Quantity
	black	blue	red	green	silver	white			
MG2-ETR	991600	991601	991602	991603	991607	991606	120	200	1
MG2-EPTR PREMIUM	991611						110	300	1

The legibility of print produced on Cembre media by MG2-ETR and MG2-EPTR black ribbons meets the requirements of:

- EN ISO 4892-2:** UV resistance
 - CEI 16-7:** Resistance to abrasion and friction
 - CEI 16-7:** Effect of ageing
 - CEI 23-11 / CEI EN 61058-1:** Indelibility
 - CEI EN 61010-1 / VDE 0411-1:** Indelibility
 - CEMBRE INTERNAL TEST:** Indelibility
 - EN ISO 9227:** Saline mist
 - CEI EN 60464-2:** Resistance to solvent vapour
 - DIN 30643:** Resistance to abrasion and rubbing
 - UNI EN ISO 175:** Effect of immersion in liquid chemicals
- Specifications page 190



MG-TPMF



THERMAL TRANSFER SYSTEM FOR SHEET MEDIA

Cable tags for holders

precut 4mm push in markers, easy entry for PMF holders

SerieFLAT MG-TPMF tags are used for marking cables, conduit, tubes, conductors and components.

Presented in stem format, tags are simply snapped off their stems and inserted into the appropriate holders. Consult us for other colours.

Note: UV resistance may vary between colours.

Material: Rigid PVC, self extinguishing class V0: UL94; the colours white PVC10050WH and yellow PVC10050YE are UL approved.

Operating temperature range: -30°C (-22°F) to +60°C (+140°F)



Size mm	Type								Tags per sheet	Quantity	SW code
	white PVC10050WH	yellow PVC10050YE	grey	red	blue	violet	green	black			
4 x 10	42090B	42040B	42000BGY	42020B	42060B	42080N	42050B	42010B	112	5.600	502
4 x 12	42091B	42041B	42001BGY	42021B	42061B		42051B	42011B	80	4.000	505
4 x 15	42092B	42042B							80	4.000	503
4 x 20	42093B	42043B		42023B	42063B		42053B		64	1.600	504
4 x 30	42096B	42046B		42026B	42066B		42056B		48	1.200	509
4 x 40	42097B	42047B							32	800	508

Material: Polycarbonate, Halogen Free, self extinguishing class V0: UL94; the colours white PC10050WH and yellow PC10050YE are EN 45545-2 approved.

Operating temperature range: -40°C (-40°F) to +130°C (+266°F)



Size mm	Type					Tags per sheet	Quantity	SW code
	white PC10050WH	yellow PC10050YE	metallic grey	brown	orange			
4 x 10	42090B-HF	42040B-HF	42000B-HF	42070B-HF	42030N-HF	112	5.600	502
4 x 12	42091B-HF	42041B-HF	42001B-HF			80	4.000	505
4 x 15	42092B-HF	42042B-HF	42002B-HF			80	4.000	503
4 x 20	42093B-HF	42043B-HF				64	1.600	504
4 x 30	42096B-HF	42046B-HF				48	1.200	509
4 x 40	42097B-HF	42047B-HF				32	800	508



Use the 991611 ribbon to print FLAT Polycarbonate items.

template with PET support.....	page 10
ribbons.....	page 11
tag holders PMF.....	page 112
tag holders PMF-AC.....	page 120
tag holders PMF-ET.....	page 121

Cable tags for holders

4mm push in markers, for PM holders

MG-TPM tags are used for marking cables, conduit, tubes and equipment.

Presented in stem format, tags are simply snapped off their stems and inserted into the appropriate holders.

Material: ABS, self extinguishing class V0: UL94

Operating temperature range: -30°C (-22°F) to +80°C (+176°F)

MG-TPM



Size mm	Type		Tags per sheet	Quantity	SW code
	white	yellow			
4 x 10	40090	40040	45	2.250	1
4 x 12	40091	40041	45	2.250	2
4 x 15	40092	40042	45	2.250	3

template with PET support.....	page 10	
ribbons.....	page 11	
tag holders PM.....	page 115	
tag holders light PM-L.....	page 119	
tag holders PM-AC.....	page 122	
tag holders PM-ET.....	page 123	
tag holders PM-DT.....	page 124	

MG-TDM

THERMAL TRANSFER SYSTEM FOR SHEET MEDIA

Cable tags without holder

one piece, push on

MG-TDM one piece tags require no transparent holders and are mounted on cables via the two range-taking apertures.

Tags are easily removed from the stems and partially printed sheets may be reused to avoid wastage.

- It is advisable to select the tag based on the actual external diameter of the cable rather than its indicative c.s.a, due to variations in insulation thickness and conductor format.

Material: Polycarbonate, Halogen Free, self extinguishing class V0: UL94.

Operating temperature range: -40°C (-40°F) to +130°C (+266°F)



Family	Cable ext. Ø range mm	Cable c.s.a range mm ²	Size mm	Type		N° Stems	Tags per sheet	Quantity	Template	SW code
				white	yellow					
MG-TDM-01	1,6 ÷ 3,25	0,5 ÷ 1,5	4 x 12	40190	40140	6	66	1.320	991007	121
	1,6 ÷ 3,25	0,5 ÷ 1,5		40192	40142	4	40	800	991010	119
	1,6 ÷ 3,25	0,5 ÷ 1,5		40191	40141	4	40	800	991010	123
MG-TDM-02	2 ÷ 4,4	1 ÷ 6	4 x 12	40290	40240	6	66	1.056	991007	122
	2 ÷ 4,4	1 ÷ 6		40292	40242	4	40	640	991010	120
	2 ÷ 4,4	1 ÷ 6		40291	40241	4	40	640	991010	124



Directly on cables according to the diameter ranges shown in the table.
No transparent holders required.

PURCHASE SEPARATELY

templates and PET supports..... page 10
ribbons..... page 11

Cable tags without holder

one piece, clip on

MG-TDMO one piece tags require no transparent holders and are mounted on cables via the two range-taking apertures.

Tags are easily removed from the stems and partially printed sheets may be reused to avoid wastage.

- It is advisable to select the tag based on the actual external diameter of the cable rather than its indicative c.s.a, due to variations in insulation thickness and conductor format.

Material: Polycarbonate, Halogen Free, self extinguishing class V0: UL94.

Operating temperature range: -40°C (-40°F) to +130°C (+266°F)

MG-TDMO



PC
HF
SF
40°C
130°C
UL94 V0
RoHS COMPLIANT 2011/65/EU

Family	Cable ext. Ø range mm	Cable c.s.a range mm²	Size mm	Type		Tags per sheet	Template	Quantity	SW code
				white	yellow				
MG-TDMO-01	2 ÷ 2,9	0,5 ÷ 1,5	4 x 12	40390	40340	40	991010	880	125
	2 ÷ 2,9	0,5 ÷ 1,5	4 x 16	40391	40341	40		880	128
MG-TDMO-02	2,9 ÷ 3,5	1,5 ÷ 2,5	4 x 12	40490	40440	40		640	126
	2,9 ÷ 3,5	1,5 ÷ 2,5	4 x 16	40491	40441	40		640	129
MG-TDMO-03	4 ÷ 4,6	4 ÷ 6	4 x 12	40590	40540	40		560	127
	4 ÷ 4,6	4 ÷ 6	4 x 16	40591	40541	40		560	130

RETROFIT? INDISPENSABLE!!



Support for MG-TDMO cable tags

Each TDMOS support allows any size of MG-TDMO tag to be used to mark cables with larger o.d 6 –14 mm typically 16, 35 and 70 mm².

Use directly on cables according to outside diameter.

Material: Polyamide PA6.6, self-extinguishing class V2 (UL94).

PA6.6
UL94 V2
RoHS COMPLIANT 2011/65/EU

Family	Ø Size mm	Cable c.s.a range mm²	Type	Length mm	Quantity
TDMOS-16	6-8	16	42850	25	150
TDMOS-35	8-10	35	42852	25	100
TDMOS-70	10-14	70	42854	25	50



Directly on cables according to the diameter ranges shown in the table.
No transparent holders required.

i

PURCHASE SEPARATELY

template with PET support.....page 10

ribbons.....page 11

support for cable tag.....page 15

MG-ETF

THERMAL TRANSFER SYSTEM FOR SHEET MEDIA

Cable & conduit tags tie-on

precut, one piece markers

MG-ETF tags are used with cable ties for marking large diameter cables, hoses, tubes and conduit.

Consult us for availability of other colours.

Note: UV resistance may vary between colours.

Cable tie max width 4,8 mm.



Material: SBS Styrene-Butadiene-Styrene, Halogen free, self extinguishing class HB: UL94

Operating temperature range: -30°C (-22°F) to +70°C (+158°F)



Size mm	Type										Print area mm	Tags per sheet	Quantity	SW code
	white	yellow	metallic grey	red	blue	green	orange	dark brown	violet	black				
13 x 57	64192-SBS	64142-SBS	64182-SBS	64122-SBS	64162-SBS	64152-SBS	64132-SBS	64172-SBS	64112-SBS	64102-SBS	11 x 35	14	700	581
15 x 95	64293-SBS	64243-SBS	64283-SBS	64223-SBS	64263-SBS	64253-SBS				64203-SBS	13 x 73	5	250	584
20 x 26	64291-SBS	64241-SBS	64281-SBS	64221-SBS	64261-SBS	64251-SBS				64201-SBS	8 x 22	15	750	583
20 x 27	64191-SBS	64141-SBS	64181-SBS	64121-SBS	64161-SBS	64151-SBS				64101-SBS	15 x 18	15	750	582
28 x 57	64197-SBS	64147-SBS	64187-SBS	64127-SBS	64167-SBS	64157-SBS				64107-SBS	26 x 35	6	300	590



MG-ETF




Material: Polycarbonate, Halogen Free, self extinguishing class V0: UL94; the colours white PC10050WH and yellow PC10050YE are EN 45545-2 approved.

Operating temperature range: -40°C (-40°F) to +130°C (+266°F)

PC
MG-ETF
HF
SF
-40°C
+130°C
UL94 V0
EN 45545-2
RoHS COMPLIANT 2011/65/EU

Size mm	Type										Print area mm	Tags per sheet	Quantity	SW code
	white PC10050WH	yellow PC10050YE	metallic grey	red	blue	green	orange	light brown	dark brown	black				
13 x 57	54192-HF	54142-HF	54182-HF	54122-HF	54162-HF	54152-HF	54132-HF	54172-HF	54172-1-HF	54102-HF	11 x 35	14	700	581
15 x 95	54293-HF	54243-HF									13 x 73	5	250	584
28 x 57	54197-HF	54147-HF		54127-HF	54167-HF		54137-HF				26 x 35	6	300	590

Directly on cables using appropriate cable ties.
Use the 991611 ribbon to print FLAT Polycarbonate items.



template with PET support.....page 10
 ribbons.....page 11
 cable tie max width 4,8 mm.....page 128

MG-KMP

Wraparound cable markers

self adhesive, precut

MG-KMP wraparound cable markers are suitable for identifying large diameter cables, tubes and conduit.

MARKINGENIUS® printing is exceptionally clear and legible and is protected from chemical and atmospheric agents.



Material: Polyolefin (PO), Silicon free, Halogen free, Self extinguishing class V0: UL94

Operating temperature range: -70°C (-94°F) to +140°C (+284°F)

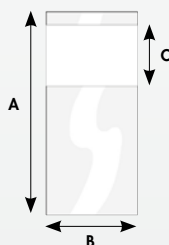
Application temperature range: +10°C (+50°F) to +40°C (+104°F)



Family	Overall length A mm	Wrapping diameter mm	Print area CxB mm	Type			Markers per sheet	Quantity	SW code
				white	yellow	green			
MG-KMP019	19	2 ÷ 3	9 x 13	49962-013	49462-013		30	1.500	392
MG-KMP025	25	2,6 ÷ 4,1	9 x 15	49956-015	49456-015		24	1.200	393
			9 x 23	49956-023	49456-023		16	800	394
MG-KMP038	38	4,3 ÷ 7	10 x 15	49950-015	49450-015		18	900	381
			10 x 23	49950-023	49450-023		12	600	382
MG-KMP050	50	6 ÷ 10	15 x 12	49951-012			14	700	383
			15 x 15	49951-015	49451-015		12	600	384
			15 x 23	49951-023	49451-023		8	400	385
MG-KMP062	62	6,5 ÷ 12	18 x 12	49958-012	49458-012		14	700	395
MG-KMP068	68	7 ÷ 13	22 x 40	49959-040	49459-040		4	200	396
MG-KMP075	75	8 ÷ 14	25 x 15	49952-015	49452-015		6	300	386
			25 x 23	49952-023	49452-023		4	200	387
MG-KMP080	80	10 ÷ 17	25 x 47	49964-047	49464-047		2	100	397
MG-KMP082	82	10,5 ÷ 18	25 x 50	49954-050			2	100	388
MG-KMP092	92	11 ÷ 19	20 x 80	49965-080	49465-080		1	50	398
MG-KMP100	100	12 ÷ 20	25 x 15	49953-015	49453-015		6	300	389
			25 x 23	49953-023	49453-023		4	200	390
MG-KMP135	135	20 ÷ 25	50 x 50	49955-050	49455-050	49555-050	2	100	391

Wraparound, self adhesive cable markers provide a fast, economical and efficient way of identifying large diameter conductors

MARKINGENIUS® and MG-KMP produce indelible printed marking, protected from water, alcohol, grease, solvents, etc.



Directly on cables, etc in accordance with wrapping diameter limitations shown for each size.

template with PET support.....page 10
ribbons.....page 11

Terminal block markers

MG-CPM terminal block markers are available in versions to suit the particular clip formats of the most widely used products.

Depending on type, markers are presented as joined strips at a set or flexible pitch or as separate markers for convenient individual insertion on mixed pitch terminal block assemblies.

MG-CPM markers provide an elevated mechanical robustness, high dimensional stability and are Halogen Free.

Printing a complete sheet of MG-CPM markers on MARKINGENIUS® thermal transfer printers takes around 10 seconds, while to optimise application time, additional data - job details, location, etc - may be printed on the stems.

Part-used sheets are easily accommodated to avoid wastage. MG-CPM terminal block markers are available in versions to suit the particular clip formats of the most widely used products.

MG-CPM



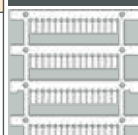
Directly on terminal blocks using the rear mounted clips.

SUPPLIED

PURCHASE SEPARATELY



templates and PET supports.....page 10
 ribbons.....page 11

































MG-CPM

Material: Polycarbonate, self extinguishing class V0: UL94

Operating temperature range: -40°C (-40°F) to +130°C (+266°F)



Family	Terminal blocks	Size mm	Pitch mm	Strip form	Type		Markers per sheet	Quantity	Template	SW code
					white	yellow				
MG-CPM-01	Weidmüller, IMO, Entrelec, Wago, Allen Bradley, Conta Clip, Klemsan, Morsettitalia, Woertz, Connectwell, Rockwell	 3 x 10	3,5	S	41092		80	2.000	991011	15
		 5 x 7	5,1	S	41094	41044	56	1.960	991008	13
		 5 x 10	5,1	S	41090N	41040N	56	1.960	991011	14
		 5 x 10	5,1	M	41098	41048	56	1.960	991011	14
		 5 x 15	5,1	S	41091N	41041N	48	1.680	991011	16
		 6 x 10	6	M	41095	41045	48	1.680	991011	17
		 8 x 10	8	M	41096	41046	32	1.120	991011	18
MG-CPM-02	Weidmüller WDK & WDU, Allen Bradley, Conta Clip, Klemsan, Entrelec, Wago, Woertz	 5 x 10	5,1	S	41190N	41140N	48	1.680	991011	22
MG-CPM-03	Wago, Entrelec, Cabur, Phoenix Contact, Connectwell	 5 x 10	5	S	41291		56	1.960	991011	25
		 5 x 10	5	M	41293		56	1.960	991011	25
MG-CPM-04	Phoenix Contact UK, UT & ST (frontal mounting), Connectwell, Siemens 8WH (clamp, frontal mounting), Cabur, Entrelec, Wago, Finder, Omron	 3 x 10	3,5	S	41392		80	2.000	991011	43
		 5 x 10	5,2	S	41390N	41340N	48	1.680	991011	42
		 5 x 10	5,2	M	41395		48	1.680	991011	31
		 6 x 10	6	M	41391		48	1.344	991011	45
		 8 x 10	8	M	41396	41346	32	1.120	991011	48
MG-CPM-05	Wieland, Telemecanique, Omron, Legrand clamp, Merlin Gerin MCB ST	 5 x 8	5	M	41495		56	1.960	991004	52
		 5 x 10	5	S	41490		56	1.960	991004	51
		 5 x 10	5	M	41494		56	1.960	991004	51
MG-CPM-06	Siemens 8WA screw	 5 x 10	6	S	41591		44	1.540	991005	61
MG-CPM-07	Phoenix Contact ST, STU, STS, STI, STN, STTB, Omron, Siemens 8WH screw, Schlegel	 3 x 10	3,5	S	41692		80	2.000	991011	73
		 5 x 10	5,2	S	41691		48	1.680	991011	71
MG-CPM-09	Legrand Viking 3	 5 x 10	5 ÷ 6	MF	41890		56	1.960	991013	92
MG-CPM-10	Cabur, Connectwell	 5 x 12	5,5	S	46192	46142	48	1.680	991006	101
MG-CPM-11	Allen Bradley, Weidmüller WDU, Conta Clip RK, IMO, Finder, Omron, Klemsan	 6 x 12	6,1	S	46392	46342	48	1.344	991011	106
MG-CPM-12	Wago Top Job, Entrelec, Cabur, Weidmüller, Connectwell, Morsettitalia, Beckhoff I/O, Klemsan	 4,2 x 6	5 ÷ 6	MF	46391		56	1.960	991004	111
		 4,2 x 9	5 ÷ 6	MF	46390		56	1.960	991004	112
MG-CPM-13	Entrelec SNK ZS	 5 x 12	5,2	M	41790	41740	56	1.960	991016	113
		 6 x 12	6	M	41791	41741	48	1.680	991016	114
MG-CPM-15	Allen Bradley, Weidmüller, Wago Top Job, Klemsan, Conta-clip	 5 x 5	5,1	M	42908		48	1.680	991554	402
		 6 x 5	6,1	M	42909		40	1.400	991556	403


MG-CPMF

Terminal block marker strips

SerieFLAT, precut

Thin flexible printable strips to fit in the marker locations, for immediate labeling of multiple flush mounts.

MG-CPMFA is self adhesive with thickness 0,7 mm.



Material: Rigid PVC, self extinguishing class V0: UL94; the colours white PVC10050WH and yellow PVC10050YE are UL approved.

Operating temperature range: -30°C (-22°F) to +60°C (+140°F)



Family	Terminal blocks	Size mm	Type		Strips per sheet	Quantity	SW code
			white	yellow			
MG-CPMF	Entrelec D	5,2 x 105	43094	43044	20	1.000	551
	Phoenix Contact ST	6,3 x 105	43096	43046	15	750	553



Family	Self adhesive	Terminal blocks	Size mm	Type		Strips per sheet	Quantity	SW code
				white PVC10050WH	yellow PVC10050YE			
MG-CPMF		Phoenix Contact ST	6,3 x 105	43092	43042	15	750	553
		Entrelec M6/9EE, front mounting	7,6 x 105	43091	43041	12	600	552
		Phoenix Contact PIT	9,8 x 105	43097N	43047N	11	550	549
		Entrelec M6/9EE, lateral mounting	10 x 105	43090	43040	10	500	530
		Wago Top Job 2001, 2002, 2004, 2006, 2010, 2016	10,5 x 105	43093	43043	10	500	554
MG-CPMFA	✓	Entrelec M6/9EE, lateral mounting	10 x 105	46990	46940	10	100	530
	✓	Entrelec SNK	12 x 105	43196N	43146N	8	400	932

Material: Polycarbonate, Halogen Free, self extinguishing class V0: UL94; the colour white PC10050WH is EN 45545-2 approved.

Operating temperature range: -40°C (-40°F) to +130°C (+266°F)



Family	Terminal blocks	Size mm	Type white PC10050WH	Strips per sheet	Quantity	SW code
MG-CPMF-HF	Entrelec M6/9EE, front mounting	7,6 x 105	43091-HF	12	600	552
	Wago Top Job 2001, 2002, 2004, 2006, 2010, 2016	10,5 x 105	43093-HF	10	500	554

*Directly on terminal blocks.
Use the 991611 ribbon to print FLAT Polycarbonate items.*

*template with PET support.....page 10
ribbons.....page 11
cross reference chart.....page 177*

Terminal block marker labels

precut, self adhesive

Thin flexible printable strips to fit in the marker locations, for immediate labeling of multiple flush mounts.

MG-VYB



Material: PVC film; the colours white PVC99008WH and yellow PVC99008YE are UL approved.

Operating temperature range: -30°C (-22°F) to +70°C (+158°F)

Application temperature range: +10°C (+50°F) to +40°C (+104°F)



Terminal blocks	Size mm	Type		Strips per sheet	Quantity	SW code
		white PVC99008WH	yellow PVC99008YE			
Printed circuit terminal blocks and other components	4 x 105	16092N	16042N	10	500	556
	10 x 105	16093	16043	10	500	559
Weidmüller SAK	5,2 x 105	16091	16041	20	1.000	557
WAGO 260, 261, 262	7 x 105	16090	16040	14	700	558

Directly on terminal blocks.



template with PET support..... page 10
 ribbons..... page 11
 cross reference chart..... page 177

MG-SPM

Component markers, push in

for the leading brands and types


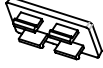

MG-SPM markers are available in versions to suit the particular clip formats of the most widely used contactors, relays, drives, valves and other panel mounting components.



Material: Polycarbonate, Halogen Free, self extinguishing class V0: UL94.

Operating temperature range: -40°C (-40°F) to +130°C (+266°F)



Family	Components	Size mm	Type white	Tags per sheet	Quantity	Template	SW code
MG-SPM-02	 Siemens Sirius, ABB AF	7 x 20	43291	12	360	991018	142
MG-SPM-03	 Siemens, Klockner Moeller	9 x 19	32291	12	360	991011	143
MG-SPM-09	 Murrelektronik, Balluff	8 x 20	32895	12	360	991004	144



directly on components with suitable clip in locations.

SUPPLIED

PURCHASE SEPARATELY

templates and PET supports.....	page 10
ribbons.....	page 11
cross reference chart.....	page 177

Push button legends

precut

Push out the Ø 22.5 or 31 mm blank to locate and secure the legend behind the manual operator head.

Consult us for availability of other colours.

Note: UV resistance may vary between colours

MG-PTS



Material: Rigid PVC, self extinguishing class V0: UL94; the colours white PVC10050WH and yellow PVC10050YE are UL approved.

Operating temperature range: -30°C (-22°F) to +60°C (+140°F)



Family	Self-adhesive	Size mm	Type						Ø hole mm	Tags per sheet	Quantity	SW code
			white PVC10050WH	yellow PVC10050YE	grey	red	blue	black				
MG-PTS		39 x 30	15092	15042	15082GY	15022		15002	22,5	6	300	1002
		40 x 30	15090	15040	15080GY	15020		15000	22,5	6	300	1000
		50 x 30	15091	15041	15081GY	15021		15001	22,5	6	300	1001
		62 x 60	15094	15044	15084GY	15024	15064	15004	31	4	200	1003
MG-PTSA		39 x 30	15192	15142	15182GY	15122		15102	22,5	6	150	1002
	✓	39 x 30	15297						24	6	150	1007
	✓	40 x 30	15190	15140	15180GY	15120		15100	22,5	6	150	1000
	✓	50 x 30	15191	15141	15181GY	15121		15101	22,5	6	150	1001
			15199						24	6	150	1006
	✓	60 x 40	15197		15187GY				31	4	100	1005
	✓	62 x 60	15198					15108	22,5	4	100	1004
✓	62 x 60	15194	15144	15184GY	15124	15164	15104	31	4	100	1003	

Material: Polycarbonate, Halogen Free, self extinguishing class V0: UL94

Operating temperature range: -40°C (-40°F) to +130°C (+266°F)



Family	Self-adhesive	Size mm	Type metallic grey	Ø hole mm	Tags per sheet	Quantity	SW code
MG-PTS-HF		39 x 30	15082-HF	22,5	6	300	1002
		40 x 30	15080-HF	22,5	6	300	1000
		50 x 30	15081-HF	22,5	6	300	1001
		62 x 60	15084-HF	31	4	200	1003
MG-PTSA-HF	✓	39 x 30	15182-HF	22,5	6	150	1002
	✓	40 x 30	15180-HF	22,5	6	150	1000
	✓	50 x 30	15181-HF	22,5	6	150	1001
	✓	62 x 60	15184-HF	31	4	100	1003

direct application to suitable surfaces.
Use the 991611 ribbon to print FLAT Polycarbonate items.



template with PET support.....page 10
ribbons.....page 11

MG-TAP



Legends 15 mm

precut

MG-TAP legends are particularly versatile for identifying cables, conduit, push buttons, machinery, components, etc.

Consult us for availability of other colours.

Note: UV resistance may vary between colours

Material: Rigid PVC, self extinguishing class V0: UL94; the colours white PVC10050WH and yellow PVC10050YE are UL approved.

Operating temperature range: -30°C (-22°F) to +60°C (+140°F)



Family	Size mm	Type								Legends per sheet	Quantity	SW code		
		white PVC10050WH	yellow PVC10050YE	grey	red	blue	green	Siemens green	black					
MG-TAP	15 x 17	47090N	47040N	47000NGY	47020N	47060N	47050N		47010N	42	1.050	165		
	15 x 27	47091N	47041N	47001NGY	47021N	47061N	47051N	47051NSGN	47011N	28	1.400	166		
	15 x 32	47098								21	1.050	352		
	15 x 43	47198								14	700	353		
	15 x 49	47092N	47042N	47002NGY	47022N	47062N	47052N		47012N	14	700	167		
	15 x 67	47093N	47043N	47003NGY	47023N	47063N	47053N		47013N	7	350	168		
			Siemens 3SB3925-0AB											
	17,5 x 27,8	47094		47004GY					47014	24	1.200	175		
			Schneider Electric ZBY, Télémécanique ZBZ-32, Omron											
	8,2 x 27	47096	47046	47006GY	47026				47016	44	2.200	807		
			Schneider Electric ZBY, Télémécanique ZBZ-33, ZBZ-35, Kloechner Moeller (EATON)											
	18 x 27	47097	47047	47007GY	47027				47017	20	1.000	178		
			Allen Bradley											
	6,4 x 27,3	47790		47700GY						56	1.400	715		
	16,3 x 27,3	47791		47701GY						24	1.200	716		
		Siemens 3SU1900-OAS10-OAA0												
17,5 x 27	47794		47704GY						12	300	725			
		ABB KA1-8120												
15 x 27,7	47795	47745	47705GY						28	1.400	163			



template with PET support.....	page 10
ribbons.....	page 11
legend holders PMT-AC.....	page 125
legend holders PMT.....	page 126
push button legend bases PTP.....	page 134
legend bases PL.....	page 135
legend rails RT-TAP.....	page 138

Legends 15 mm, Halogen free

precut

MG-TAP legends are particularly versatile for identifying cables, conduit, push buttons, machinery, components, etc.

Consult us for availability of other colours.

Note: UV resistance may vary between colours

MG-TAP



Material: Polycarbonate, Halogen Free, self extinguishing class V0: UL94; the colour white PC10050WH is EN 45545-2 approved.

Operating temperature range: -40°C (-40°F) to +130°C (+266°F)



Family	Size mm	Type			Legends per sheet	Quantity	SW code	
		white PC10050WH	metallic grey	transparent				
MG-TAP-HF	15 x 17		47000N-HF	990508N	42	1.050	165	
	15 x 27	47091N-HF	47001N-HF	990510N	28	1.400	166	
	15 x 49		47002N-HF	990513N	14	700	167	
	15 x 67		47003N-HF	990514	7	350	168	
	Entrelec KAI-8120							
	15 x 27,7	47705-HF			28	1.400	163	
	Siemens 3SB3925-0AB							
	17,5 x 27,8		47004-HF	990499	24	1.200	175	
	Schneider Electric ZBY, Télémécanique ZBZ-32, Omron							
	8,2 x 27		47006-HF		44	2.200	807	
	Schneider Electric ZBY, Télémécanique ZBZ-3, ZBZ-35, ZBY6102, Kloechner Moeller (EATON)							
	18 x 27		47007-HF		20	1.000	178	
	Allen Bradley							
	6,4 x 27,3		47700-HF		56	1.400	715	
	16,3 x 27,3		47701-HF		24	1.200	716	
Siemens 3SU1900-0AS10-0AA0								
17,5 x 27		47704-HF		12	300	725		

Use the 991611 ribbon to print FLAT Polycarbonate items.

template with PET support.....	page 10
ribbons.....	page 11
legend holders PMT-AC.....	page 125
legend holders PMT.....	page 126
push button legend bases PTP.....	page 134
legend bases PL.....	page 135
legend rails RT-TAP.....	page 138



MG-TAPW



Legends 9 mm

precut

MG-TAPW legends are used, with legend holders or legend rails, to identify a wide range of cables and components.

Consult us for availability of other colours.

Note: UV resistance may vary between colours.

Material: Rigid PVC, self extinguishing class V0: UL94; the colours white PVC10050WH and yellow PVC10050YE are UL approved.

Operating temperature range: -30°C (-22°F) to +60°C (+140°F)



Family	Component	Size mm	Type				Tags per sheet	Quantity	SW code
			white PVC10050WH	yellow PVC10050YE	blue	green			
MG-TAPW		9 x 12	49092N	49042N			88	2.200	360
		9 x 15	49093N	49043N		49053N	77	1.925	361
		9 x 20	49090N	49040N			55	2.750	362
	Entrelec PEAD, Wago 249-119	9 x 29	49096	49046	49066		30	1.500	363
		9 x 35	49091N	49041N			33	1.650	364
		9 x 50	49094	49044			20	1.000	376
		9 x 70	49095N	49045N		49055N	11	550	378




Material: Polycarbonate, Halogen Free, self extinguishing class V0: UL94; the colour white PC10050WH is EN 45545-2 approved.

Operating temperature range: -40°C (-40°F) to +130°C (+266°F)



Family	Size mm	Type white PC10050WH	Tags per sheet	Quantity	SW code
MG-TAPW-HF	9 x 35	49091N-HF	33	1.650	364
	9 x 50	49094-HF	20	1.000	376

 Use the 991611 ribbon to print FLAT Polycarbonate items	
template with PET support.....	page 10
ribbons.....	page 11
legend holders PMT-AC.....	page 125
legend holders PMT-ET.....	page 126
legend holders PMT-DT.....	page 127
legend rails RT-TAPW.....	page 139

Legends

precut

MG-TAR legends are often designed to fit particular components with a suitable clip in or stick on location.

Consult us for availability of other colours.

Note: UV resistance may vary between colours.

MG-TAR



Material: Rigid PVC, self extinguishing class V0: UL94; the colours white PVC10050WH and yellow PVC10050YE are UL approved.

Operating temperature range: -30°C (-22°F) to +60°C (+140°F)

PVC
0.3mm
SF
-30°C
+60°C
UL94 V0
RoHS COMPLIANT 2011/65/EU

Component	Size mm	Type white	Tags per sheet	Quantity	SW code
Jung	8 x 55	45089	24	1.200	719


PVC
0.5mm
SF
-30°C
+60°C
UL94 V0
RoHS COMPLIANT 2011/65/EU

Component	Size mm	Type					Tags per sheet	Quantity	SW code
		white PVC10050WH	yellow PVC10050YE	grey	red	blue			
	4,6 x 17,5	45398					25	875	797
	6 x 60	45090					16	800	189
Weidmüller SCHAT7 & M8/30	6,3 x 30	45396					45	2.250	800
Phoenix Contact KLM-A	6,3 x 44	45394	45344	45384GY	45324	45364	30	750	798
Weidmüller SCHAT5S, Beckoff I/O	7,5 x 40	45098	45048				24	1.200	801
Entrelec SNK LH	8,5 x 30	45490					33	1.650	720
Wago 249-119	10 x 28,5	45395					27	1.350	350
Reyrolle ER231	10,4 x 21	45297					50	1.250	351
CZ Explosion proof 4031/4	12 x 57,5	45392					16	800	708
	14 x 45,5	45390					14	700	718
	14 x 84	45192	45142				6	300	805
Entrelec PEB	17 x 35	45194	45144				18	900	711
Weidmüller SCHAT5	17 x 40	45094N	45044N			45064N	18	900	713
	17 x 44	45195	45145				12	600	717
	17 x 140	45491					6	300	839
CZ Explosion proof 4031/4	17,5 x 36	45391					18	900	709
	26 x 46	45397					8	400	750
	40 x 140	45492					2	100	877

Directly to suitable clip in or stick on locations



template with PET support.....page 10
ribbons.....page 11



MG-DOG

Dog tags

precut, predrilled with one hole

Dog tags are often loosely attached to equipment where a label cannot be fixed, eg on valves, tappings, couplers or in oil/solvent rich atmospheres.

Consult us for availability of other colours.








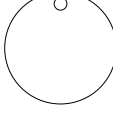


Note: UV resistance may vary between colours.



Material: Rigid PVC, self extinguishing class V0 (UL 94); the colours white PVC10050WH and yellow PVC10050YE are UL approved.

Operating temperature range: -30°C (-22°F) to +60°C (+140°F)



Family	Size mm	Type				Ø hole mm	Cable tie max. mm	Tags per sheet	Quantity	SW code	
		white PVC10050WH	yellow PVC10050YE	red	green						
MG-DOG		20 x 20	48203				5	4,8	25	1.250	867
		25 x 50	48204	48244			5	4,8	8	400	868
		Ø 20	48392	48342	48322	48352	6,5	4,8	12	300	875
			48391	48341			5	4,8	12	300	874
		Ø 35	48300	48340	48320	48380	4	3,6	6	300	870

MG-DOG





Material: Polycarbonate, Halogen Free, self extinguishing class V0: UL94; the colours white PC10050WH and yellow PC10050YE are EN 45545-2 approved.

Operating temperature range: -40°C (-40°F) to +130°C (+266°F)

Application temperature range: +10°C (+50°F) to +40°C (+104°F)



PC
UL94 V0
EN 45545-2
HF
SF
-40°C
+130°C
RoHS COMPLIANT 2011/65/EU

Family	Size mm	Type			Ø hole mm	Cable tie max. mm	Tags per sheet	Quantity	SW code
		white PC10050WH	yellow PC10050YE	green					
MG-DOG-HF		25 x 50	48204-HF		5	4,8	8	400	868
		52 x 107	48397-HF		6,5	4,8	2	100	204
		Ø 20	48392-HF		6,5	4,8	12	300	875
		Ø 35	48300-HF	48340-HF	4	3,6	6	300	870

Material: SBS Styrene-Butadiene-Styrene, Halogen free, self extinguishing class HB: UL94

Operating temperature range: -30°C (-22°F) to +70°C (+158°F)

SBS
UL94 HB
EN 45545-2
HF
SF
-30°C
+70°C
RoHS COMPLIANT 2011/65/EU

Family	Size mm	Type white	Ø hole mm	Cable tie max. mm	Tags per sheet	Quantity	SW code
MG-DOG-SBS		40205-SBS	8	8	8	400	869
		40206-SBS	12,7	8	8	400	873

Appropriate attachment.
Use the 991611 ribbon to print FLAT Polycarbonate items



template with PET support.....page 10
ribbons.....page 11
cable ties.....page 128

MG-TAA

THERMAL TRANSFER SYSTEM FOR SHEET MEDIA

Legends self adhesive

precut

MG-TAA legends are often available in the same sizes as MG-TAPW and MG-TAP. Self adhesive, they can be applied to panels, components and equipment.

Consult us for availability of other colours.

Note: UV resistance may vary between colours.



Material: Rigid PVC, self extinguishing class V0: UL94; the colours white PVC10050WH and yellow PVC10050YE are UL approved.

Operating temperature range: -30°C (-22°F) to +60°C (+140°F)



Family	Size mm	Type								Legends per sheet	Quantity	SW code
		white PVC10050WH	yellow PVC10050YE	grey	red	blue	green	Siemens green	black			
MG-TAA	5 x 10	49599	49549							84	2.100	959
	7 x 20 ⁽¹⁾	49196	49146	49106GY	49126	49166	49156	49156SGN	49116	60	1.500	179
	7 x 44	49597	49547		49527	49567				24	600	796
	8 x 12	49296	49246	49206GY	49226	49266	49256			96	2.400	723
	8 x 17 ⁽²⁾	49493	49443							72	1.800	724
	8,5 x 30 ⁽³⁾	49498	49448							33	825	720
	9 x 12	49290N	49240N	49400NGY	49220N	49260N	49250N			88	2.200	960
	9 x 15	49397N	49347N	49307NGY	49327N	49367N	49357N			77	1.925	961
	9 x 20 ⁽¹⁾	49190N	49140N	49100NGY	49120N	49160N	49150N			55	1.375	962
	9 x 35	49191N	49141N	49101NGY	49121N	49161N	49151N			33	825	964
	9 x 50	49197	49147	49107GY	49127	49167	49157			20	500	976
	9 x 70	49691	49641							11	275	378
	10 x 105	49199	49149							10	250	530
	12 x 26	49399N		49309NGY						28	700	862
	15 x 15	49495	49445							49	1.225	183
	15 x 17	49192N	49142N	49102NGY	49122N	49162N	49152N			42	1050	965
	15 x 27	49193N	49143N	49103NGY	49123N	49163N	49153N			28	700	966
	15 x 44	49298	49248	49208GY	49228	49268	49258			12	300	854
	15 x 49	49194N	49144N	49304NGY	49124N	49164N	49154N			14	350	967
	15 x 67	49195	49145	49405GY	49125	49165	49155			14	350	977
17 x 32	49291	49241							18	450	710	
17 x 35 ⁽⁴⁾	49198	49148	49408GY	49128	49168	49158			18	450	711	
17 x 44	49393	49343	49303GY	49323	49363	49353			12	300	717	
17,5 x 27,8			49404GY						24	600	175	
20 x 40	49292	49242	49202GY	49222	49262	49252			10	250	803	

MG-TAA



Family	Size mm	Type								Legends per sheet	Quantity	SW code	
		white PVC10050WH	yellow PVC10050YE	grey	red	blue	green	Siemens green	black				
MG-TAA	20 x 48	49293	49243	49203GY	49223	49263	49253		49213	10	250	850	
	20 x 72	49294	49244	49504GY	49224	49264	49254		49204	5	125	851	
	20 x 96	49295	49245	49205GY	49225	49265	49255		49215	5	125	852	
	21 x 21	49398N	49348N	49308NGY					49318N	25	625	956	
	25 x 32	49595								12	300	847	
	25 x 35	49596								12	300	848	
	26 x 26	49390N		49300NGY		49360N			49310N	9	225	953	
	Schneider Télémecanique ZBZ-33, ZBZ-35												
	18 x 27	49396	49346	49306GY		49366			49316	20	500	178	
	Siemens 3SU1900-0AH10-0AA, Siemens 3SU1900-0AP10-0AA												
	17,5 x 27	49598		49508GY						12	300	969	
	Siemens 3SB3923-0AV, Siemens 3SB3943-0AX												
	12,5 x 27	49399		49309GY					49319	15	375	865	
22 x 22	49398	49348	49308GY					49318	12	300	866		
27 x 27	49390		49300GY		49360			49310	9	225	863		

Material: Polycarbonate, Halogen Free, self extinguishing class V0: UL94; the colour white PC10050WH is EN45545-2 approved.

Operating temperature range: -40°C (-40°F) to +130°C (+266°F)



Family	Size mm	Type white PC10050WH	Legends per sheet	Quantity	SW code
MG-TAA-HF	9 x 20	49190N-HF	55	1.375	962
	20 x 48	49293-HF	10	250	850

Directly on suitable surfaces.
Use the 991611 ribbon to print FLAT Polycarbonate items



- ⁽¹⁾ Application: Siemens Sirius
- ⁽²⁾ Application: Schneider Electric
- ⁽³⁾ Application: ABB SNK LH
- ⁽⁴⁾ Application: ABB SNK LH-R1

template MG2-PLT with PET support MG2-TLT page 10
ribbons page 11

MG-VYT

THERMAL TRANSFER SYSTEM FOR SHEET MEDIA

Labels

self adhesive, precut

Dielectric PVC film labels used for internal and external marking.

Consult us for availability of other colours.

Note: UV resistance may vary between colours.



Material: PVC film; the colours white PVC99008WH, yellow PVC99008YE and metallic grey PVC99008GY are UL approved.

Operating temperature range: -30°C (-22°F) to +70°C (+158°F)

Application temperature range: +10°C (+50°F) to +40°C (+104°F)



Component	Size mm	Type											Labels per sheet	Quantity	SW code
		white PVC99008WH	yellow PVC99008YE	metallic grey PVC99008GY	red	blue	green	light green	orange	violet	black	transparent			
Allen Bradley	5 x 12	46927	46427	46827									120	6.000	199
	5 x 25	46956											60	3.000	601
	5 x 52	46958	46458										20	1.000	602
	6 x 15	46915	46415	46815	46215	46615	46515	46515LG		46715	46115		105	5.250	181
	7 x 10	44891	44841	46891									120	6.000	191
Siemens	7 x 15	46928	46428	46828									60	3.000	182
	7 x 20	46935	46435										60	3.000	190
Telemecanique	8 x 12	46918	46418	46818									96	4.800	192
	8 x 17	46923	46423	46823									72	3.600	194
	8 x 21	46924	46424	46824									60	3.000	196
	9 x 12	46914	46414	46814									80	4.000	160
	9 x 15	44895	44845	46895									70	3.500	161
Siemens	9 x 20	44896N	44846N	46896N	46296N	46696N	46596N	46596NLG		46796N	46196N		55	2.750	162
	9 x 35	46910N	46410N	46810N									33	1.650	164
	15 x 15	46934	46434	46834									49	2.450	183
	15 x 17	46932N	46432N	46832N									42	2.100	185
	15 x 27	46921N	46421N	46821N									28	1.400	186
	15 x 49	46933N	46433N	46833N									14	700	187
	20 x 35		46444										15	750	607
	20 x 62	46954	46454										10	500	615
	25 x 25	46931	46431	46831									16	800	611
	25 x 50	46925	46425	46825									8	400	612
	25 x 80	46926	46426	46826									4	200	613
25 x 100	46938	46438										4	200	614	
32 x 58	46939	46439	46839	46239	46639	46539	46539LG		46739	46139		3	150	621	
42 x 78	46922	46422	46822									2	100	622	
50 x 50	46929	46429	46829									4	200	623	
52 x 107	46911	46411	46811	46211	46611	46511	46511LG	46311	46711	46111	46011	2	100	624	
62 x 88	46941	46441	46841									1	50	625	
105 x 110	46913	46413	46813	46213								1	50	627	
110 x 140	46942	46442	46842									1	50	273	



Directly on suitable surfaces

template with PET support.....page 10
ribbons.....page 11

Labels

self adhesive, precut

Polyester film self adhesive labels, suitable for marking components, with better resistance to high temperatures, temperature variations and shrinkage than PVC versions.

Note: Metallic grey has limited resistance to UV.

Material: Polyester film; the colors white PET99005WH and metallic grey PET99005GY are UL approved

Operating temperature range: -40°C (-40°F) to +130°C (+266°F)

Application temperature range: +10°C (+50°F) to +40°C (+104°F)

MG-PYT



Component	Size mm	Type		Labels per sheet	Quantity	SW code
		white PET99005WH	metallic grey PET99005GY			
	6 x 15	47916	47816	105	5.250	181
	7 x 10	47191	47181	120	6.000	191
Siemens	7 x 20	47920	47820	60	3.000	190
	9 x 15	47195	47185	70	3.500	161
Siemens	9 x 20	47196N	47186N	55	2.750	162
	25 x 50	47918	47818	8	400	612
	32 x 58	47922	47822	3	150	621
	42 x 78	47927	47827	2	100	622
	52 x 107	47914	47814	2	100	624
	62 x 88	47921	47821	1	50	625
	75 x 120	47915	47815	1	50	626
	105 x 110	47913	47813	1	50	627



Directly on suitable surfaces

template with PET support.....page 10
ribbons.....page 11

MG-VCT

THERMAL TRANSFER SYSTEM FOR SHEET MEDIA

Labels

self adhesive, precut

Dielectric labels with permanent adhesive backing and increased resistance to ageing.

Their flexibility and strength make them particularly suitable for marking curved surfaces.



Material: Cotton fabric coated with Acrylic

Operating temperature range: -40°C (-40°F) to +150°C (+302°F)

Application temperature range: +10°C (+50°F) to +40°C (+104°F)



Size mm	Type		Labels per sheet	Quantity	SW code
	white	yellow			
6 x 15	48090	48040	105	5.250	181
7 x 10	48091	48041	120	6.000	191
9 x 12		48014	80	4.000	160
9 x 15	48095	48045	70	3.500	161
9 x 20	48096N	48046N	55	2.750	162
11 x 38	48097	48047	27	1.350	184



Directly on suitable surfaces.

template with PET support.....page 10
ribbons.....page 11

PLC legends

precut

Legends replace the strips supplied with the devices and automatically print at the correct spacing.

Consult us for availability of other colours.

Note: UV resistance may vary between colours.

MG-PLC



THERMAL TRANSFER

Material: Rigid PVC, self extinguishing class V0: UL94; the colours white PVC10050WH and yellow PVC10050YE are UL approved.

Operating temperature range: -30°C (-22°F) to +60°C (+140°F)

PVC 0.3mm SF 30°C - 60°C UL94 V0 RoHS COMPLIANT 2011/65/EU

Family	Component	Size mm	Type				Legends per sheet	Quantity	SW code
			white	yellow	Siemens green	grey			
MG-PLC	I/O Siemens SIMATIC ET 200S	12,7 x 50	71092	71042	71052	71002GY	14	140	885
	PLC Siemens SIMATIC S7 Profisafe 6ES7	25,6 x 50	71094	71044			8	80	895
	PLC Siemens SIMATIC S7-1500 KOMPAKT	12,7 x 109	71099	71049	71059	71009GY	8	80	897
	PLC Siemens SIMATIC ET 200SP	12,7 x 31	71098	71048	71058	71008GY	21	210	900
	PLC Siemens SIMATIC	52 x 80			71053		2	20	889

PVC 0.5mm SF 30°C - 60°C UL94 V0 RoHS COMPLIANT 2011/65/EU

Family	Component	Size mm	Type				Legends per sheet	Quantity	SW code
			white PVC10050WH	yellow PVC10050YE	Siemens green	grey			
MG-PLC	PLC Siemens SIMATIC S7-300	17,5 x 103,5	71090	71040	71050	71000GY	6	60	882
		22 x 38	71097	71047			10	100	904
	PLC Siemens SIMATIC S7-1500	22,75 x 103,5	71091	71041	71051	71001GY	4	40	883
		22,75 x 109	71096	71046	71056		4	40	896

Material: Polycarbonate, Halogen Free, self extinguishing class V0: UL94.

Operating temperature range: -40°C (-40°F) to +130°C (+266°F)



PC HF SF 40°C - 130°C UL94 V0 RoHS COMPLIANT 2011/65/EU

Family	Component	Size mm	Type metallic grey	Thickness mm	Legends per sheet	Quantity	SW code
MG-PLC-HF	PLC Siemens SIMATIC S7-300	17,5 x 103,5	71000-HF	0,5	6	60	882
		22,75 x 103,5	71001-HF	0,5	4	40	883

Direct application to PLCs.
Use the 991611 ribbon to print FLAT Polycarbonate items



template with PET support.....page 10
ribbons.....page 11



MG-SAT

THERMAL TRANSFER SYSTEM FOR SHEET MEDIA

Security labels

ultradestructible and antitamper film, precut

MG-SAT-V “Void” anti tamper film: when removed, leaves the word “Void” on the surface, as evidence of its removal.

MG-SAT-C “Checker-board” anti tamper film: when removed, leaves behind a checker-board imprint on the surface, as evidence of its removal.

MG-SAT-D Ultradestructible film: when removed, allowing two hours after application, this film will break up into very small fragments to prevent replacement.



Material: matt Polyester film

Operating temperature range: -40°C (-40°F) to +140°C (+284°F)

PET SF 40°C 90°C



Family	Size mm	Type white	Tags per sheet	Quantity	SW code
MG-SAT-V	20 x 62	29004	10	500	615
	24 x 38	29001	6	300	270
	37 x 74	29002	2	100	271
	52 x 105	29003	2	100	272

Material: matt Polyester film

Operating temperature range: -40°C (-40°F) to +140°C (+284°F)

PET SF 40°C 140°C



Family	Size mm	Type metallic grey	Tags per sheet	Quantity	SW code
MG-SAT-C	9 x 15	29806	70	3.500	161
	15 x 49	29807	14	700	187
	24 x 38	29801	6	300	270
	37 x 74	29802	2	100	271
	52 x 105	29803	2	100	272
	110 x 140	29804	1	50	273

Material: film PE-HD

Operating temperature range: -30°C (-58°F) to +80°C (+230°F)

PEHD SF 30°C 80°C



Family	Size mm	Type white	Tags per sheet	Quantity	SW code
MG-SAT-D	9 x 15	29906	70	3.500	161
	15 x 49	29907	14	700	187
	24 x 38	29901	6	300	270
	37 x 74	29902	2	100	271
	52 x 105	29903	2	100	272



Directly on suitable surfaces.

template with PET support.....page 10
ribbons.....page 11

Modular legends

precut

The MG-17.5-R series comprises legends designed for use with modular components.

Consult us for availability of other colours.

Note: UV resistance may vary between colours.



THERMAL TRANSFER



Material: Rigid PVC, self extinguishing class V0: UL94; the colours white PVC10050WH and yellow PVC10050YE are UL approved.

Operating temperature range: -30°C (-22°F) to +60°C (+140°F)

Application temperature range: +10°C (+50°F) to +40°C (+104°F)



Family	Component	N° of modules	Size mm	Type						Tags per sheet	Quantity	SW code
				white PVC10050WH	yellow PVC10050YE	grey	red	blue	black			
MG-17.5-R	Bticino	6	12 x 105	990788N						8	400	332
	Merlin Gerin	1	15 x 17,5	990768N	990769N	990785NGY	990863N		990862N	42	1.050	321
		2	15 x 35	990766N	990767N	990784NGY	990865N		990864N	21	1.050	322
		3	15 x 52,5	990764N	990765N	990783NGY	990908N		990907N	14	700	323
		4	15 x 70	990762	990763	990782GY	990912		990911	6	300	324
		5	15 x 87,5	990755	990761	990781GY				6	300	325
		6	15 x 107,5	990798N	990799N	990809NGY	990846	990847			7	350
	Merlin Gerin	1	25 x 18	990889	990895		990900		990914	24	1.200	335
		1½	25 x 27	990891	990892		990897		990915	16	800	334
		2	25 x 36	990888	990894		990899		990916	12	600	336
		3	25 x 50	990887	990893		990898		990917	8	400	337
		4	25 x 70	990890	990896		990901		990918	4	200	338
		1	37,5 x 17,5	990950	990951		990952		990953	18	900	345
		8	15 x 140	990883	990884					7	350	331

Material: Polycarbonate, Halogen Free, self extinguishing class V0: UL94.

Operating temperature range: -40°C (-40°F) to +130°C (+266°F)




Family	N° of modules	Size mm	Type metallic grey	Tags per sheet	Quantity	SW code
MG-17.5-R-HF	1	15 x 17,5	990785N-HF	42	1.050	321
	2	15 x 35	990784N-HF	21	1.050	322
	3	15 x 52,5	990783N-HF	14	700	323
	4	15 x 70	990782N-HF	6	300	324
	5	15 x 87,5	990781N-HF	6	300	325
	6	15 x 107,5	990809N-HF	7	350	329

Use the modular legend for Merlin Gerin directly on the components or with self adhesive modular backing strips.
Use the 991611 ribbon to print FLAT Polycarbonate items.



template with PET support.....page 10
ribbons.....page 11
legend rails RT-TAP.....page 138



MG-17.5

THERMAL TRANSFER SYSTEM FOR SHEET MEDIA

Modular legends

self adhesive, precut

The MG-17.5-A series comprises self adhesive legends designed for use with modular components.

Consult us for availability of other colours.

Note: UV resistance may vary between colours.



Material: Rigid PVC, self extinguishing class VO: UL94; the colours white PVC10050WH and yellow PVC10050YE are UL approved.

Operating temperature range: -30°C (-22°F) to +60°C (+140°F)

Application temperature range: +10°C (+50°F) to +40°C (+104°F)



Family	N° of modules	Size mm	Type							Tags per sheet	Quantity	SW code
			white PVC10050WH	yellow PVC10050YE	grey	red	blue	green	black			
MG-17.5-A	2	15 x 35	990753N	990820N	990822NGY	990923N	990963N	990954N	990913N	21	525	922
	6	15 x 107,5	990824	990826	990827NGY	990929	990926	990925	990833N	7	175	929
	6	20 x 107,5	990972							5	125	946
	1	25 x 18	990869	990878		990905			990919	24	600	935
	1½	25 x 27	990871	990872		990902			990920	16	400	934
	2	25 x 36	990868	990877		990904	990970		990921	12	300	936
	3	25 x 50	990867	990873		990903			990922	8	200	937
	4	25 x 70	990870	990879		990906			990924	4	100	938
	8	15 x 140	990880	990881						7	175	931

Material: Polycarbonate, Halogen Free, self extinguishing class VO: UL94

Operating temperature range: -40°C (-40°F) to +130°C (+266°F)



Family	N° of modules	Size mm	Type		Tags per sheet	Quantity	SW code
			white	metallic grey			
MG-17.5-A-HF	2	15 x 35		990822N-HF	21	525	922
	6	15 x 107,5		990827N-HF	7	175	929
	6	20 x 107,5	990972-HF		5	125	946
	8	15 x 140		990882-HF	7	175	931



Merlin Gerin modular tags can be used directly on rails or vinyl adhesive base strips. Directly on the panel.
Use the 991611 ribbon to print FLAT Polycarbonate items.

template with PET support.....page 10
ribbons.....page 11

Modular labels

15 mm, self adhesive, precut

The MG-17.5 series comprises labels designed for use with modular components.


Consult us for availability of other colours. Note: UV resistance may vary between colours.

MG-17.5-VY

Material: PVC film; the colours white PVC99008WH and yellow PVC990080YE are UL approved.

Operating temperature range: -30°C (-22°F) to +70°C (+158°F)

Application temperature range: +10°C (+50°F) to +40°C (+104°F)



Family	N° of modules	Size mm	Type		Labels per sheet	Quantity	SW code
			white PVC99008WH	yellow PVC990080YE			
MG-17.5-VY	6	15 x 107,5	990746N	990747N	7	350	570

MG-17.5-PY

Metallic grey labels are used indoor.

Material: Polyester film: the colours white PET99005WH and metallic grey PET99005GY are UL approved.

Operating temperature range: -40°C (-40°F) to +130°C (+266°F)

Application temperature range: +10°C (+50°F) to +40°C (+104°F)



Family	N° of modules	Size mm	Type		Labels per sheet	Quantity	SW code
			white PET99005WH	metallic grey PET99005GY			
MG-17.5-PY	6	15 x 107,5	990777N	990779N	7	350	570

Directly on the panel or with modular backing strips in PVC.



template with PET support..... page 10
 ribbons..... page 11
 modular backing strips..... page 42

MG-17.5

THERMAL TRANSFER SYSTEM FOR SHEET MEDIA

Modular backing strips

15 mm, precut

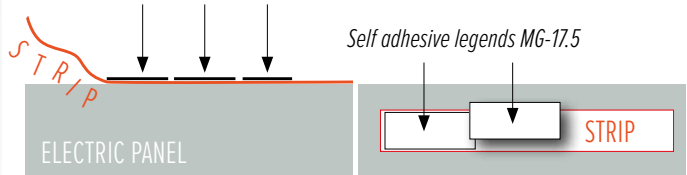
The backing strips are ideal for modular components to achieve a perfect alignment of MG-17.5 legends in up to 430 mm long strips, to be applied directly on the panel or in mounting rails.



Material: PVC film

Operating temperature range: -30°C (-22°F) to +70°C (+158°F)

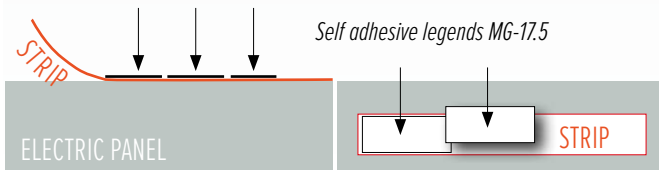
Application temperature range: +10°C (+50°F) to +40°C (+104°F)



PVC 0.1mm SF -30°C +70°C



self adhesive	Size mm	Type		Thickness mm	Quantity
		white	yellow		
✓	15 x 430	990752	990756	0,1	10



Material: Rigid PVC, self extinguishing class V0: UL94

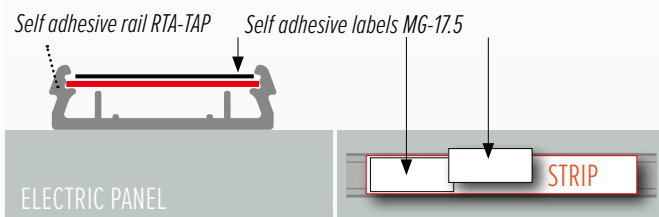
Operating temperature range: -30°C (-22°F) to +60°C (+140°F)

Application temperature range: +10°C (+50°F) to +40°C (+104°F)

PVC 0.7mm SF -30°C +60°C



self adhesive	Size mm	Type		Thickness mm	Quantity
		white	yellow		
✓	15 x 430	990759	990760	0,7	10



Material: Rigid PVC, self extinguishing class V0: UL94

Operating temperature range: -30°C (-22°F) to +60°C (+140°F)

Application temperature range: +10°C (+50°F) to +40°C (+104°F)

PVC 0.5mm SF -30°C +60°C



Size mm	Type		Thickness mm	Quantity
	white	yellow		
15 x 430	990757	990758	0,5	10



Directly on the panel.

modular legends MG-17.5	page 39
modular labels MG-17.5	page 41
rails RT-TAP	page 138


Customisable panel plates

Print legend & rating plates with full colour logos.

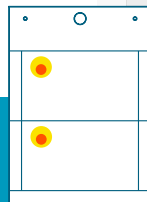
- more time-efficient, cost-effective and adaptable than having plates printed by external suppliers
- matched aesthetic qualities of all printed labels, markers & legends
- provides complete inhouse control of all identification & labelling functions

Free system lifetime support & training is just a call or click away.


To request a quote complete the form on page 187 or download the pdf version from our website.



WE PRE-PRINT...



...YOU ADD DATA WITH OUR GENIUS PRINTERS IN SECONDS...



RESULT A HIGH QUALITY PRINTED LEGEND OR RATING PLATE!



Relevant performance standards:

- **UNI EN ISO 4892-2**
(resistance to UV)
- **CEI 16-7**
CEI 23-11 / CEI EN 61058-1
CEI EN 61010-1 / VDE 0411-1
CEI EN 61439-1: 2010-01
(indelibility of print)

**DOWNLOAD THE FORM,
COMPLETE IT
AND SEND IT TO:**

sales@cembre.co.uk for UK & Ireland
sales.us@cembreinc.com for USA, Canada & Mexico
sales@cembre.com for any other countries

MG-VRT-R

THERMAL TRANSFER SYSTEM FOR SHEET MEDIA

Panel plates rivet fixing

customisable

MG-VRT-R rigid PVC panel plates are used to create name plates, rating plates, data plates using company logos, technical data, serial numbers, EC certification, etc.

Transparent Polycarbonate covers can be used for increased durability.

Consult us for availability of other colours and transparent versions.

Note: UV resistance may vary between colours.



Material: Rigid PVC, self extinguishing class V0: UL94; the colours white PVC10050WH and yellow PVC10050YE are UL approved.

Operating temperature range: -30°C (-22°F) to +60°C (+140°F)

Application temperature range: +10°C (+50°F) to +40°C (+104°F)



Family	Size mm	Type						Cover	Tags per sheet	Quantity	SW code
		white PVC10050WH	yellow PVC10050YE	grey	red	green	black				
MG-VRT-R	25 x 80	48908	48408						4	200	861
	25 x 100	48905	48405						4	200	205
	25 x 140	48946							4	100	824
	30 x 70	48929							3	150	820
	32 x 58	48900N	48400N	48700NGY				47590	6	300	200
	35 x 100	48917	48417	48717GY	48217				3	75	810
	42 x 78	48901	48401	48701GY				47591	2	100	202
	50 x 50	48918	48418						4	200	858
	50 x 100	48997			48297		48197		2	50	844
	52 x 107	48903	48403	48703GY	48223		48103	47592	2	100	204
	60 x 100	48941						47596	1	50	821
	62 x 88	48902	48402	48702GY				47594	1	50	203
	92 x 118	48913	48413	48713GY	48213	48513	48113	47593	1	50	813
	102 x 138	48928	48428	48728GY	48228		48128	47595	1	50	207
	105 x 110	48904		48704GY					1	50	859



Directly on suitable surfaces.

template with PET support.....	page 10
ribbons.....	page 11
transparent cover CPT.....	page 137

Panel plates rivet fixing, Halogen free

customisable

MG-VRT-R Polycarbonate panel plates are used to create name plates, rating plates, data plates using company logos, technical data, serial numbers, EC certification, etc.

Transparent Polycarbonate covers can be used for increased durability.

Consult us for availability of other colours and transparent versions.

Note: UV resistance may vary between colours.

Material: Polycarbonate, Halogen Free, self extinguishing class V0: UL94; the colour white PC10050WH is EN 45545-2 approved.

Operating temperature range: -40°C (-40°F) to +130°C (+266°F)

MG-VRT-R



PC
HF
SF
40°C
130°C
UL94 V0
EN 45545-2
RoHS COMPLIANT 2011/65/EU

Family	Size mm	Type			Cover	Tags per sheet	Quantity	SW code
		white PC10050WH	matt white	metallic grey				
MG-VRT-R-HF	32 x 58	48900N-HF		48700N-HF	47590	6	300	200
	35 x 100	48917-HF		48717-HF		3	75	810
	42 x 78	48901-HF		48701-HF	47591	2	100	202
	50 x 50	48918-HF		48718-HF		4	200	858
	52 x 107	48903-HF		48703-HF	47592	2	100	204
	62 x 88	48902-HF		48702-HF	47594	1	50	203
	75 x 120	48944-HF				2	50	811
	92 x 118	48913-HF		48713-HF	47593	1	50	813
	102 x 138	48928-HF	489280P-HF	48728-HF	47595	1	50	207

Directly on suitable surfaces.
Use the 991611 ribbon to print FLAT Polycarbonate items.



template with PET support..... page 10
ribbons..... page 11
transparent cover CPT..... page 137

MG-VRT-RH

THERMAL TRANSFER SYSTEM FOR SHEET MEDIA

Panel plates rivet fixing with holes

customisable

MG-VRT-RH rigid PVC panel plates are used to create name plates, rating plates, data plates using company logos, technical data, serial numbers, EC certification, etc. Transparent Polycarbonate covers can be used for increased durability.

Consult us for availability of other colours and transparent versions.

Note: UV resistance may vary between colours.




Material: Rigid PVC, self extinguishing class V0: UL94; the colours white PVC10050WH and yellow PVC10050YE are UL approved.

Operating temperature range: -30°C (-22°F) to +60°C (+140°F)

Application temperature range: +10°C (+50°F) to +40°C (+104°F)



Family	Size mm	Type						No. Holes	Tags per sheet	Quantity	SW code
		white PVC10050WH	yellow PVC10050YE	grey	red	blue	black				
MG-VRT-RH	15 x 35	49906					49916	2	21	1.050	837
	15 x 52	48924					48129	2	14	350	831
	15 x 80	48938	48438				48138	2	7	175	828
	25 x 50	48906	48406	48806GY			48606	2	8	200	860
	25 x 75	48907	48407					2	4	100	809
	25 x 80	48931					48131	2	4	100	832
	25 x 100	48914	48414				48114	2	4	200	206
	29 x 140	48932					48132	2	3	75	834
	35 x 50	48930					48130	4	6	150	833
	35 x 80	48937	48437		48237	48637		2	3	75	827
	35 x 100	48909	48409					2	3	75	818
	35 x 142	48923						2	3	150	835
	50 x 100	48911	48411	48811GY				4	2	50	811
	50 x 140	48919						4	2	50	872
	60 x 100	48927						4	2	50	842
	75 x 120	48915	48415		48215		48115	4	1	50	816
	82 x 142	48921	48421					4	1	50	836
	105 x 110	48912	48412	48712GY				4	1	25	859



Directly on suitable surfaces.

template with PET support..... page 10
ribbons..... page 11

Panel plates rivet fixing with holes, Halogen free

customisable

MG-VRT-RH Polycarbonate panel plates are used to create name plates, rating plates, data plates using company logos, technical data, serial numbers, EC certification, etc. Transparent Polycarbonate covers can be used for increased durability.

Consult us for availability of other colours and transparent versions.

Note: UV resistance may vary between colours.

MG-VRT-RH



Material: Polycarbonate, Halogen Free, self extinguishing class V0: UL94; the colour white PC10050WH is EN 45545-2 approved.

Operating temperature range: -40°C (-40°F) to +130°C (+266°F)

PC
HF
SF
-40°C
+130°C
UL94 V0
EN 45545-2
RoHS COMPLIANT 2011/65/EU

Family	Size mm	Type		No. Holes	Tags per sheet	Quantity	SW code
		white PC10050WH	metallic grey				
MG-VRT-RH-HF	15 x 52	48924-HF		2	14	350	831
	25 x 50		48806-HF	2	8	200	860
	25 x 75	48907-HF		2	4	100	809
	25 x 80	48931-HF		2	4	100	832
	29 x 140	48932-HF		2	3	75	834
	35 x 50	48930-HF		2	6	150	833
	35 x 142	48923-HF		2	3	150	835
	50 x 100		48811-HF	4	2	50	811
	50 x 140	48919-HF		4	2	50	872
	75 x 120	48915-HF		4	2	50	811
105 x 110		48712-HF	4	1	25	859	

Material: SBS Styrene-Butadiene-Styrene, Halogen free, self extinguishing class HB: UL94

Operating temperature range: -30°C (-22°F) to +70°C (+158°F)

SBS
HF
SF
-30°C
+70°C
UL94 HB
RoHS COMPLIANT 2011/65/EU

Family	Size mm	Type		No. Holes	Tags per sheet	Quantity	SW code
		white	yellow				
MG-VRT-RH-SBS	50 x 100	48911-SBS	48411-SBS	4	2	50	811

Directly on suitable surfaces.
Use the 991611 ribbon to print FLAT Polycarbonate items.



template with PET support.....page 10
ribbons.....page 11

MG-VRT-A

THERMAL TRANSFER SYSTEM FOR SHEET MEDIA

Panel plates self adhesive

customisable

MG-VRT-A rigid PVC self adhesive panel plates are used to create name plates, rating plates, data plates using company logos, technical data, serial numbers, EC certification, etc. Transparent Polycarbonate covers can be used for increased durability.

Consult us for availability of other colours and transparent versions.

Note: UV resistance may vary between colours.



Material: Rigid PVC, self extinguishing class V0: UL94; the colours white PVC10050WH and yellow PVC10050YE are UL approved.

Operating temperature range: -30°C (-22°F) to +60°C (+140°F)

Application temperature range: +10°C (+50°F) to +40°C (+104°F)



Family	Size mm	Type							Cover	Tags per sheet	Quantity	SW code
		white PVC10050WH	yellow PVC10050YE	grey	red	blue	green	black				
MG-VRT-A	15 x 102					88655				7	175	829
	20 x 127	88973								5	125	826
	25 x 50	88916	88416	88716GY	88216	88616	88516	88116		8	200	853
	25 x 80	88908	88408	88708GY	88208	88608		88108		4	100	861
	25 x 100	88905	88405		88205	88605		88005		4	100	205
	25 x 140	88946	88446							4	100	824
	32 x 58	88900N	88400N	88700NGY	88200N	88600N		88000N	47590	6	150	200
	35 x 75	88945	88445	88745GY						3	75	825
	35 x 100	88917	88417	88717GY	88217	88617	88517	88007		3	75	810
	40 x 138	88935		88735GY	88235			88135		2	50	822
	42 x 78	88901	88401	88701GY	88201	88601		88101	47591	2	50	202
	50 x 50	88918	88418					88118		4	100	858
	52 x 107	88903	88403	88703GY	88203	88603		88103	47592	2	50	204
	57 x 82,5	88971		88771GY						2	50	841
	60 x 100	88962		88762GY						2	50	821
	62 x 88	88902	88402	88702GY					47594	1	25	203
	65 x 122	88963								1	25	845
	90 x 140	88964								1	25	846
	92 x 118	88913	88413	88713GY	88213	88613		88113	47593	1	25	813
	102 x 138	88928	88428	88728GY	88228	88628		88128	47595	1	25	207
105 x 110	88904	88404	88704GY	88204					1	25	812	



Directly on suitable surfaces.

template with PET support.....page 10
 ribbons.....page 11
 transparent cover CPT.....page 137

Panel plates self adhesive, Halogen free

customisable

MG-VRT-A Polycarbonate self adhesive panel plates are used to create name plates, rating plates, data plates using company logos, technical data, serial numbers, EC certification, etc. Transparent Polycarbonate covers can be used for increased durability.

Consult us for availability of other colours and transparent versions.

Note: UV resistance may vary between colours.

MG-VRT-A



Thermal Transfer



Material: Polycarbonate, Halogen Free, self extinguishing class V0: UL94

Operating temperature range: -40°C (-40°F) to +120°C (+248°F)

PC
HF
SF
40°C
120°C
UL94 V0
RoHS COMPLIANT 2011/65/EU

Family	Size mm	Type		Cover	Tags per sheet	Quantity	SW code
		white	metallic grey				
MG-VRT-A-HF	20 x 110		88765-HF		5	125	779
	25 x 50		88716-HF		8	200	853
	25 x 80		88708-HF		4	100	861
	32 x 58		88700N-HF	47590	6	150	200
	35 x 100		88717-HF		3	75	810
	40 x 138		88735-HF		2	50	822
	42 x 78	88901-HF	88701-HF	47591	2	50	202
	50 x 100		88768-HF		2	50	811
	52 x 107	88903-HF	88703-HF	47592	2	50	204
	57 x 87,5		88771-HF		2	50	841
	60 x 100		88762-HF		2	50	821
	62 x 88		88702-HF	47594	1	25	203
	92 x 118		88713-HF	47593	1	25	813
	100 x 140		88777-HF		1	25	838
	102 x 138	88928-HF	88728-HF	47595	1	25	207
105 x 110		88704-HF		1	25	812	

Directly on suitable surfaces.
Use the 991611 ribbon to print FLAT Polycarbonate items.



template with PET support..... page 10
ribbons..... page 11
transparent cover CPT..... page 137

MG-VRT-AH

THERMAL TRANSFER SYSTEM FOR SHEET MEDIA

Panel plates self adhesive with holes

customisable

MG-VRT-AH rigid PVC self adhesive panel plates are used to create name plates, rating plates, data plates using company logos, technical data, serial numbers, EC certification, etc. Transparent polycarbonate covers can be used for increased durability.

Consult us for availability of other colours.

Note: UV resistance may vary between colours.



Material: Rigid PVC, self extinguishing class V0: UL94; the colours white PVC10050WH and yellow PVC10050YE are UL approved.

Operating temperature range: -30°C (-22°F) to +60°C (+140°F)

Application temperature range: +10°C (+50°F) to +40°C (+104°F)



Family	Size mm	Type						No. Holes	Tags per sheet	Quantity	SW code
		white PVC10050WH	yellow PVC10050YE	grey	red	blue	black				
MG-VRT-AH	15 x 52	88940					88140	2	14	350	831
	20 x 40	88920	88420	88720GY				2	10	250	864
	25 x 50	88906	88406					2	8	200	860
	25 x 75	88907	88407		88207			2	4	100	809
	25 x 80	88942					88142	2	4	100	832
	25 x 100	88914	88414		88214			2	4	100	206
	25 x 140	88927	88427					2	4	100	871
	29 x 140	88943					88143	2	3	75	834
	30 x 115	88967	88467					2	3	75	780
	35 x 50	88941					88141	2	6	150	833
	35 x 75	88929						2	3	75	817
	35 x 85	88944	88444					2	3	75	823
	35 x 100	88909	88409					2	3	75	818
	35 x 100	88910	88410					4	3	75	818
	35 x 142	88939						2	3	75	835
	40 x 150	88968	88468					2	2	50	781
	42 x 78	88922	88422					2	2	50	819
	50 x 100	88911	88411		88211			4	2	50	811
	50 x 140	88919				88619		4	2	50	872
	50 x 150	88956						4	2	50	843
75 x 120	88915	88415				88115	4	1	25	816	
82 x 142	88938						4	1	25	836	
102 x 138				88237	88637		4	1	25	208	
105 x 110	88912	88412	88712GY				4	1	25	859	



Directly on suitable surfaces.

template with PET support.....page 10
ribbons.....page 11

Panel plates self adhesive with holes

customisable

MG-VRT-AH Polycarbonate self adhesive panel plates are used to create name plates, rating plates, data plates using company logos, technical data, serial numbers, EC certification, etc. Transparent polycarbonate covers can be used for increased durability.

Consult us for availability of other colours.

Note: UV resistance may vary between colours.

MG-VRT-AH



THERMAL TRANSFER



Material: Polycarbonate, Halogen Free, self extinguishing class V0: UL94

Operating temperature range: -40°C (-40°F) to +120°C (+248°F)

PC
HF
SF
40°C
120°C
UL94 V0
RoHS COMPLIANT 2011/65/EU

Family	Size mm	Type		No. Holes	Tags per sheet	Quantity	SW code
		yellow	metallic grey				
MG-VRT-AH-HF	20 x 40		88720-HF	2	10	250	864
	50 x 100		88711-HF	4	2	50	811
	75 x 120	88415-HF	88715-HF	4	1	25	816
	105 x 110		88712-HF	4	1	25	859

Directly on suitable surfaces.
Use the 991611 ribbon to print FLAT Polycarbonate items.



template with PET support.....page 10
ribbons.....page 11



MG-SIGNS

THERMAL TRANSFER SYSTEM FOR SHEET MEDIA

Panel legends

precut

The MG-SIGNS legends is used for in-house production of warning, hazard, prohibition and mandatory signs from pictograms provided in the library of GENIUSPRO software.

A highly versatile system for rapidly and accurately producing signs in all languages, on a one-off basis if required.



Material: Rigid PVC, self extinguishing class V0: UL94; the colours white PVC10050WH and yellow PVC10050YE are UL approved.

Operating temperature range: -30°C (-22°F) to +60°C (+140°F)

Application temperature range: +10°C (+50°F) to +40°C (+104°F)



Family	Shape	Self adhesive	Size mm	Type			Ø mm Holes	Tags per sheet	Quantity	SW code
				white PVC10050WH	yellow PVC10050YE	red				
MG-SIGNS-R			40		990984			4	200	243
			37 x 74		990713	990987		2	100	271
			52 x 105		990714			2	100	272
			Ø 62		990743		22,5	2	50	252
			Ø 62		990930		30	2	50	265
			Ø 90		990744		22,5	1	50	263
			Ø 90		990745		30,5	1	50	264
MG-SIGNS-A		✓	100		990704			1	50	262
		✓	Ø 40	990927	990928	990858		4	200	250
		✓	Ø 100	990705				1	50	253
		✓	37 x 74		990711	990986		2	100	271
		✓	40 x 80		990985			3	75	274
		✓	52 x 105		990712			2	100	272



i Directly on suitable surfaces.

template with PET support..... page 10

ribbons..... page 11

Panel labels

self adhesive, precut

The MG-SIGNS labels is used for in-house production of warning, hazard, prohibition and mandatory signs from pictograms provided in the library of GENIUSPRO software.

A highly versatile system for rapidly and accurately producing signs in all languages, on a one-off basis if required.

MG-SIGNS-VY

Material: PVC film; the colours white PVC99008WH and yellow PVC99008YE are UL approved.

Operating temperature range: -30°C (-22°F) to +70°C (+158°F)

Application temperature range: +10°C (+50°F) to +40°C (+104°F)

MG-SIGNS



PVC SF -30°C +70°C

RoHS COMPLIANT 2011/65/EU

Family	Shape	Size mm	Type			Ø mm Holes	Labels per sheet	Quantity	SW code
			white PVC99008WH	yellow PVC99008YE	red				
MG-SIGNS-VY		50		990700N			4	200	241
		100		990701			1	50	242
		50		990857			4	200	260
		Ø 25	990860	990859	990992	12	600	236	
	Ø 100		990702	990866		1	50	238	
		37 x 74		990709	990988	2	100	246	
		52 x 105	990825	990710		2	100	247	
		62		990740		22,5	1	50	232
		90		990741		22,5	1	50	233
		90		990742		30,5	1	50	234
	45 x 150	990991				2	100	275	

MG-SIGNS-PY

Material: Polyester film; the colour metallic grey PET99005GY is UL approved.

Operating temperature range: -40°C (-40°F) to +130°C (+266°F)

Application temperature range: +10°C (+50°F) to +40°C (+104°F)

PET SF -40°C +130°C

RoHS COMPLIANT 2011/65/EU

Family	Shape	Size mm	Type metallic grey PET99005GY	Ø mm Holes	Tags per sheet	Quantity	SW code
MG-SIGNS-PY		46 x 46	47826	24	4	200	230

Directly on suitable surfaces.



template with PET support.....page 10
ribbons.....page 11

ROLLY3000

THERMAL TRANSFER SYSTEM FOR ROLL MEDIA

Thermal transfer printer for roll media



SPEED

prints 1.000 4x10 cable tags in less than two minutes
1.000 heat shrinkable tubing M2-32-25-YE1 in less than three minutes

CONVENIENCE

software provides quick and easy upload of the data to be printed

ECONOMY

prints around 140.000 4x10 cable tags with a single ribbon 842112
prints around 55.000 heat shrinkable tubes
M2-32-25-YE1 with a single ribbon 842121

QUALITY

printer resolution 300 dpi

Robust and quiet, ROLLY3000 provides reliable, intensive operation in office or factory combined with the facility to optimise printer set-up according to the media.

In addition to the standard USB and Ethernet interfaces, the ROLLY3000 can be connected via a wireless network. The printer is equipped with a mini USB stick that acts as a Wi-Fi antenna.

The printer is delivered complete with power & connection cables, GENIUSPRO software including a universal driver for Windows 7,8 & 10, 2.4 GHz 802.11b/g/n USB-WLAN stick and a black 842112 printer ribbon.

ROLLY3000 is ideal for printing all Cembre flat material on rolls, eg. cable tags for holders, tie on, wraparound cable markers, legend strips and labels.

ROLLY3000 is designed for optimum single side printing of TERMO-ROLL heat shrinkable tubing and particularly suitable for intensive use of this material in ladder format on a roll.

Maximum print area: 105 mm wide, up to 200 m long.

Printer Dimensions:

- Length 460 mm (18.11 in.)
- Width 252 mm (9.92 in.)
- Height 288 mm (11.34 in.)
- Weight 10 kg (22.05 lbs.)



Printer Type **ROLLY3000**; includes:

- Mains cable
- USB cable
- WLAN USB stick **5978912.001**
- Cover
- Black printer ribbon **842112**
- Operating & Maintenance and User documentation
- Software **FD-GENIUSPRO** on pen drive

ROLLY3000 PRINTABLE MATERIAL

TPM-ROLL cable tags with holders	page 58
KM-ROLL wraparound cable markers.....	page 59
ETF-ROLL cable tags	page 60
TAR-ROLL cable tags.....	page 62
VCT-ROLL labels	page 63
STRIP-ROLL modular strips	page 64
TTL labels	page 66
TTF continuous material.....	page 70
TERMO-ROLL heat-shrinkable tubing.....	page 72



software GENIUSPRO	page 8
accessories	page 56
ribbons.....	page 57

Thermal transfer printer for roll media



double head, for heat shrinkable tubing

Robust and quiet, ROLLY2000TR2 provides reliable, intensive operation in office or factory combined with the facility to optimise printer set-up according to the media.

ROLLY2000TR2 is delivered complete with power & connection cables and GENIUSPRO software including a universal driver for Windows® (7, 8 & 10) to ensure program compatibility.

ROLLY2000TR2 is designed to optimise printing simultaneously on both sides of TERMO-ROLL heat shrinkable tubing in ladder format on a roll.

Dedicated to high level applications where dual marking is an essential specification, eg in many rail, marine and aeronautic applications.

Printer Dimensions:

- Length 554 mm (21.8 in.)
- Width 248 mm (9.76 in.)
- Height 395 mm (15.55 in.)
- Weight 21 kg (46.3 lbs.)



Printer Type **ROLLY2000TR2**, includes:

- Mains cable
- USB cable
- Cover
- 2 Black printer ribbons **842121**
- Operating&Maintenance and User documentation
- Software **FD-GENIUSPRO** on pen drive



ROLLY2000TR2



SPEED

1.000 heat shrinkable tubing M2-32-25-YE1 in less than three minutes

CONVENIENCE

software provides quick and easy upload of the data to be printed

ECONOMY

prints around 55.000 heat shrinkable tubes M2-32-25-YE1 with two ribbon 842121

QUALITY

printer resolution 300 dpi

software GENIUSPRO	page 8
accessories	page 56
ribbons	page 57



ROLLY2000TR2 PRINTABLE MATERIAL

TERMO-ROLL double head heat shrinkable tubing... page 73

ACCESSORIES



THEMAL TRANSFER SYSTEM FOR ROLL MEDIA

Cutters and accessories

for thermal transfer printer on roll media

ROLLY3000-CUT

Fits to front of printer. Automatically cuts to length continuous TTL and flexible TTF material.



ROLLY3000TR-CUT

Fits to front of printer. Automatically cuts or perforates to length TERMO-ROLL continuous heat shrinkable tubing.



While stocks last

ROLLY2000-CUT

Fits to front of printer. Automatically cuts to length continuous TTL and flexible TTF material.



ROLLY2000TR-CUT

Fits to front of printer. Automatically cuts or perforates to length TERMO-ROLL continuous heat shrinkable tubing.

Heat gun **EHG2000** variable temperature, power 2000W, for heat shrinkable tubing TERMO-ROLL

- Weight: 850 g (1.9 lbs)
- Temperature: +50°C to +600°C
- Voltage: 230-240 V - 50 Hz



Dispenser **DSP-TCS**

Mobile dispensing and preparation frame for convenient use of bulk material.



Desk-dispenser **DSPB-TCS** Mobile dispensing and preparation stand for convenient use of bulk material.



printer ROLLY3000.....	page 54
printer ROLLY2000TR2.....	page 55

Monochrome ribbons

for thermal transfer printer on roll

ROLLY premium quality ribbons provide resin based indelible print in accordance with the scratch and abrasion resistance requirements of CEI 16-7.

TPPS-060 PREMIUM for printing Halogen Free material.

RIBBONS



Family	Type						Print area mm	Width mm	Length m	for printers		Quantity
	black	blue	red	green	grey	white				ROLLY3000	ROLLY2000TR2	
TPS-060	842112	842113	842115	842114	842116		105	112	200	✓		1
TPPS-060 PREMIUM	842212					842222	105	110	300	✓		1

TR Ribbons provide resin based indelible print in accordance with the scratch and abrasion resistance requirements of CEI 16-7.

Specifically formulated for printing heat shrinkable tubing



Family	Type black	Print area mm	Width mm	Length m	for printers		Quantity
					ROLLY3000	ROLLY2000TR2	
TRR-055	842121	60	60	350	✓	✓	1
TRPR-060 PREMIUM	844121	60	60	350	✓	✓	1

The legibility of print produced on Cembre media by ribbons meets the requirements of:

- EN ISO 4892-2:** UV resistance
- CEI 16-7:** Resistance to abrasion and friction
- CEI 16-7:** Effect of ageing
- CEI 23-11 / CEI EN 61058-1:** Indelibility
- CEI EN 61010-1 / VDE 0411-1:** Indelibility
- CEMBRE INTERNAL TEST:** Indelibility
- EN ISO 9227:** Saline mist
- CEI EN 60464-2:** Resistance to solvent vapour
- DIN 30643:** Resistance to abrasion and rubbing
- UNI EN ISO 175:** Effect of immersion in liquid chemicals

Specifications page 190



printer ROLLY3000.....page 54
 printer ROLLY2000TR2.....page 55

TPM-ROLL

THERMAL TRANSFER SYSTEM FOR ROLL MEDIA

Cable tags with holders

precut 4mm push in markers, on a roll

TPM-ROLL tags are used for marking cables, conduit, tubes, conductors and components.

Presented in stem format, tags are simply snapped off their stems and inserted into the appropriate holders.




Material: Rigid PVC, self extinguishing class V0: UL94

Operating temperature range: -30°C (-22°F) to +60°C (+140°F)

PVC 30°C 60°C

UL94 V0 RoHS COMPLIANT 2011/65/EU

Size mm	Type		Quantity	SW code
	white	yellow		
4 x 10	44090B	44040B	16.356	4020
4 x 12	44091B	44041B	12.552	4022
4 x 15	44092B	44042B	12.552	4023
4 x 20	44093B	44043B	10.200	4005
4 x 30	44096B	44046B	6.270	4026
4 x 40	44097B	44047B	5.005	4007



i	printer ROLLY3000.....	page 54
	ribbons.....	page 57
	tag holders PMF.....	page 112
	tag holders PMF-AC.....	page 120
	tag holders PMF-ET.....	page 121

Wraparound cable markers

self adhesive, precut, Halogen Free

KM-ROLL wraparound cable markers are suitable for identifying large diameter cables, tubes and conduit.

Printing on ROLLY3000, is exceptionally clear and legible and is protected from chemical and atmospheric agents.

Material: Polyester film

Operating temperature range: -40°C (-104°F) to +130°C (+266°F).

Application temperature range: +10°C (+50°F) to +40°C (+140°F)

KM-ROLL



Family	Overall length A mm	Wrapping diameter mm	Print area CxB mm	Type					Columns	Rows	Quantity	SW code
				white	yellow	red	orange	green				
KM-ROLL019	19	2 ÷ 3	9 x 13	58962-013N	58462-013N				5	1.400	7.000	4612
KM-ROLL025	25	2,6 ÷ 4,1	9 x 15	58955-015N	58455-015N				5	1.700	8.500	4600
			9 x 23	58955-023N	58455-023N				4	1.700	6.800	4601
KM-ROLL038	38	4,3 ÷ 7	10 x 15	58950-015N	58450-015N				5	1.200	6.000	4602
			10 x 23	58950-023N	58450-023N				4	1.200	4.800	4603
KM-ROLL050	50	6 ÷ 10	15 x 15	58951-015N	58451-015N				5	900	4.500	4604
			15 x 23	58951-023N	58451-023N	58251-023N	58351-023N	58551-023N	4	900	3.600	4605
KM-ROLL062	62	6,5 ÷ 12	18 x 12	58958-012N					6	834	5.000	4652
KM-ROLL068	68	7 ÷ 13	22 x 40	58959-040N					2	750	1.500	4654
KM-ROLL075	75	8 ÷ 14	25 x 15	58952-015N	58452-015N				5	600	3.000	4606
			25 x 23	58952-023N	58452-023N				4	600	2.400	4607
KM-ROLL080	80	10 ÷ 17	25 x 47	58964-047N					2	625	1.250	4660
KM-ROLL092	92	11 ÷ 19	20 x 80	58965-080N	58465-080N				1	500	500	4661
KM-ROLL100	100	12 ÷ 20	25 x 15	58953-015N	58453-015N				5	480	2.400	4608
			25 x 23	58953-023N	58453-023N				4	480	1.920	4609
KM-ROLL135	135	20 ÷ 25	25 x 15	58954-015N	58454-015N				5	350	1.750	4610
			25 x 23	58954-023N	58454-023N				4	350	1.400	4611



Directly on cables, etc in accordance with wrapping diameter limitations shown for each size.

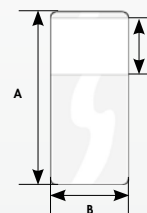
printer ROLLY3000.....page 54
ribbons.....page 57



HOW TO FIND THE CORRECT LABEL LENGTH FOR THE KM-ROLL

By knowing the diameter of the cable or its circumference, it's then possible to easily determine the recommended minimum and maximum label length:

- Wrapping diameter mm:** Cable diameter mm x π (3,14)
- Minimum recommended height of the label "A":**
Cable circumference + Height of printable area
(allowing the transparent area to completely cover the printable area at least once)
- Maximum recommended height of the label "A":**
Cable circumference x 3
(allowing the transparent area to wrap 3 times around the cable)



KM-ROLL

THERMAL TRANSFER SYSTEM FOR ROLL MEDIA

Wraparound cable markers

Self adhesive, precut

KM-ROLL-PO wraparound cable markers are suitable for identify Large diameter cables, tubes and conduit.

The increased thickness of the label improve the handling and flexibility of the material, facilitating its application on the cable.



Material: Polyolefin (PO), Silicon free, Halogen free, Self extinguishing class V0: UL94

Operating temperature range: -70°C (-94°F) to +140°C (+284°F)

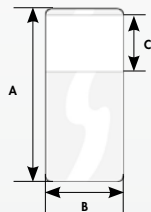
Application temperature range: +10°C (+50°F) to +40°C (+104°F)



Family	Overall length A mm	Wrapping diameter mm	Print area CxB mm	Type		Columns	Rows	Quantity	SW code
				white	yellow				
KM-ROLL019-PO	19	2 ÷ 3	9 x 13	61962-013N	61462-013N	5	1.400	7.000	4612
KM-ROLL025-PO	25	2,6 ÷ 4,1	9 x 15	61955-015N	61455-015N	5	1.700	8.500	4600
			9 x 23	61955-023N	61455-023N	4	1.700	6.800	4601
KM-ROLL038-PO	38	4,3 ÷ 7	10 x 15	61950-015N	61450-015N	5	1.200	6.000	4602
			10 x 23	61950-023N	61450-023N	4	1.200	4.800	4603
KM-ROLL050-PO	50	6 ÷ 10	15 x 15	61951-015N	61451-015N	5	900	4.500	4604
			15 x 23	61951-023N	61451-023N	4	900	3.600	4605
KM-ROLL062-PO	62	6,5 ÷ 12	18 x 12	61958-012N		6	834	5.000	4652
KM-ROLL068-PO	68	7 ÷ 13	22 x 40	61959-040N		2	750	1.500	4654
KM-ROLL075-PO	75	8 ÷ 14	25 x 15	61952-015N	61452-015N	5	600	3.000	4606
			25 x 23	61952-023N	61452-023N	4	600	2.400	4607
KM-ROLL080-PO	80	10 ÷ 17	25 x 47	61964-047N		2	625	1.250	4660
KM-ROLL092-PO	92	11 ÷ 19	20 x 80	61965-080N	61465-080N	1	500	500	4661
KM-ROLL100-PO	100	12 ÷ 20	25 x 15	61953-015N	61453-015N	5	480	2.400	4608
			25 x 23	61953-023N	61453-023N	4	480	1.920	4609
KM-ROLL135-PO	135	20 ÷ 25	25 x 15	61954-015N	61454-015N	5	350	1.750	4610
			25 x 23	61954-023N	61454-023N	4	350	1.400	4611

HOW TO FIND THE CORRECT LABEL LENGTH FOR THE KM-ROLL

By knowing the diameter of the cable or its circumference, it's then possible to easily determine the recommended minimum and maximum label length:



- Wrapping diameter mm:** Cable diameter mm x π (3,14)
- Minimum recommended height of the label "A":**
Cable circumference + Height of printable area
(allowing the transparent area to completely cover the printable area at least once)
- Maximum recommended height of the label "A":**
Cable circumference x 3
(allowing the transparent area to wrap 3 times around the cable)



Directly on cables, etc in accordance with wrapping diameter limitations shown for each size.

printer ROLLY3000.....page 54
ribbons.....page 57

Cable & conduit tags tie-on

precut, one piece markers

ETF-ROLL tags are used with cable ties for marking large diameter cables, hoses, tubes and conduit.

ETF-ROLL



Material: SBS Styrene-Butadiene-Styrene, Halogen free

Operating temperature range: -30°C (-22°F) to +70°C (+158°F)

SBS HF SF -30°C +70°C

UL94 HB RoHS COMPLIANT 2011/65/EU

Family	Size mm	Type								Print area mm	Quantity	SW code
		white	yellow	grey	red	orange	green	blue	black			
ETF-ROLL-SBS	13 x 57	44192-SBS	44142-SBS	44182-SBS	44122-SBS	44132-SBS	44152-SBS	44162-SBS	44112-SBS	11 x 35	1.775	4400
	20 x 65	44495-SBS			44425-SBS	44435-SBS	44455-SBS			18 x 38	1.000	4402
	20 x 125	44494-SBS								18 x 98	500	4403
	25 x 100	44193-SBS	44143-SBS	44183-SBS	44123-SBS		44153-SBS	44163-SBS	44113-SBS	23 x 75	400	4401

Material: Polycarbonate PC, Halogen Free, self extinguishing class V0: UL94; the colours white PC10040WH and yellow PC10040YE are EN 45545-2 approved

Operating temperature range: -40°C (-104°F) to +130°C (+266°F)

PC HF SF -40°C +130°C

UL94 V0 EN 45545-2 RoHS COMPLIANT 2011/65/EU

Family	Size mm	Type						Print area mm	Quantity	SW code
		white PC10040WH	yellow PC10040YE	red	blue	green	orange			
ETF-ROLL-HF	13 x 57	44192-HF	44142-HF	44122-HF	44162-HF	44152-HF	44132-HF	11 x 35	1.775	4400

Material: Thermoplastic-Polyether-Polyurethane TPU, Halogen Free, Flame Retardent, self extinguishing class V0: UL94

Operating temperature range: -25°C (-13°F) to +80°C (+230°F)

TPU HF -25°C +80°C

UL94 V0 RoHS COMPLIANT 2011/65/EU

Family	Size mm	Type		Print area mm	Quantity	SW code
		white	yellow			
ETF-ROLL-TPU	10 x 60	44390	44340	8 x 40	1.000	4450

Directly on cables using appropriate cable ties.



printer ROLLY3000.....page 54
cable ties max width 4,8 mm.....page 128

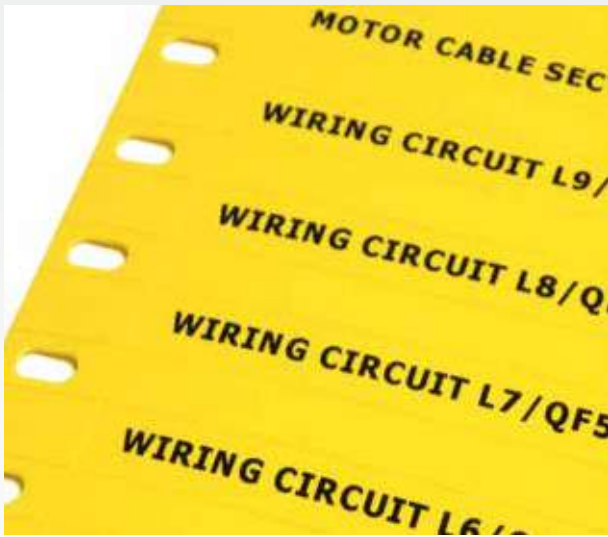
TAR-ROLL

THERMAL TRANSFER SYSTEM FOR ROLL MEDIA

Legends

precut

TAR-ROLL tags are used for marking cables, conduit, tubes, conductors and components.



Material: Rigid PVC, self extinguishing class V0: UL94

Operating temperature range: -30°C (-22°F) to +60°C (+140°F)



Family	Size mm	Type			Quantity	SW code
		white	yellow			
TAR-ROLL	9 x 20	75098			5.800	4301
	9 x 70	75099	75049		1.450	4300

Material: Polycarbonate PC, Halogen Free, self extinguishing class V0: UL94; the colours white PC10040WH and yellow PC10040YE are EN 45545-2 approved

Operating temperature range: -40°C (-104°F) to +130°C (+266°F)



Family	Size mm	Type					Quantity	SW code
		white PC10040WH	yellow PC10040YE	blue	green	orange		
TAR-ROLL-HF	15 x 40	75096-HF	75046-HF	75066-HF	75056-HF	75036-HF	2.250	4302



<i>i</i>	printer ROLLY3000.....	page 54
	tag holders PMT-AC.....	page 125
	tag holders PMT-ET.....	page 126
	tag holders PMT-DT.....	page 127
	cable ties.....	page 128
	rails RT-TAPW.....	page 139

Self adhesive labels

precut

Dielectric labels on a roll, with permanent adhesive backing and increased resistance to ageing.

Material: PVC Coated fabric

Operating temperature range: -40°C to +150°C

Application temperature range: +10°C (+50°F) to +40°C (+140°F)

VCT-ROLL




TT FOR ROLL MEDIA



Size mm	Type		Quantity	SW code
	white	yellow		
6 x 15		48048	10.000	4100
9 x 20	48094	48044	8.000	4502
15 x 50		48142	5.000	4503
40 x 7		48043	6.000	4500
100 x 10		48042	2.000	4501



Directly on suitable surfaces.



printer ROLLY3000.....page 54
ribbons.....page 57

STRIP-ROLL

THERMAL TRANSFER SYSTEM FOR ROLL MEDIA

Modular component legend strips

on roll

Continuous STRIP-ROLL can be used for the identification of modular components.

GENIUSPRO software allows max label length 1.000 mm, with the ability to customise the pitch.



Material: Rigid PVC, self extinguishing class V0: UL94

Operating temperature range: -30°C (-22°F) to +60°C (+140°F)

PVC - 30°C + 60°C

UL94 V0 **RoHS COMPLIANT 2011/65/EU**

Family	Height mm	Length mm	Tracks	Type		Length Print area mm	Quantity	SW Code
				white	yellow			
STRIP-ROLL-R	10,5	25	1	13173		free	1	5014
						430		5002
	15	25	4	13160	13164	630	1	5102
						1.000		5202
	21	25	3	13161	13171	430	1	5005
						1.000		5205
	36	25	2	13162	13172	430	1	5006
1.000						5206		
40	25	2	13179	13174	free	1	4294	
80	25	1	13290	13240	free	1	4282	



Directly on suitable surfaces.

printer ROLLY3000.....	page 54
ribbons.....	page 57
rails RT-TAP.....	page 138

Self adhesive modular component legend strips

on roll

Continuous STRIP-ROLL-A can be used for the identification of modular components.

GENIUSPRO software allows max label length 1.000 mm, with the ability to customise the pitch.

Material: Polyester film with thickened acrylic adhesive.

Operating temperature range: -40°C (-40°F) to +90°C (+194°F)

STRIP-ROLL



PET -40°C +90°C



Family	Self adhesive	Height mm	Length mm	Tracks	Type			Length Print area mm	Quantity	SW Code
					white	yellow	metallic grey			
STRIP-ROLL-A	✓	15	20	1	13390	13340	13380	free	1	5015
	✓	20	20	1	13391	13341	13381	free	1	5020

Material: Polyester film, the white colour PET99005WH is UL approved.

Operating temperature range: -40°C (-104°F) to +130°C (+266°F)

Application temperature range: +10°C (+50°F) to +40°C (+140°F)

PET -40°C +130°C



Family	Self adhesive	Height mm	Length mm	Tracks	Type white PET99005WH	Length Print area mm	Quantity	SW Code
STRIP-ROLL-PY	✓	15	25	4	13189	430	1	5002
						630		5102
						1.000		5202

Directly on suitable surfaces.



printer ROLLY3000.....page 54
 ribbons.....page 57
 rails RT-TAP.....page 138

GMCTTL



THERMAL TRANSFER SYSTEM FOR ROLL MEDIA

Customisable labels

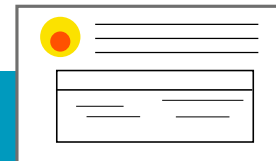
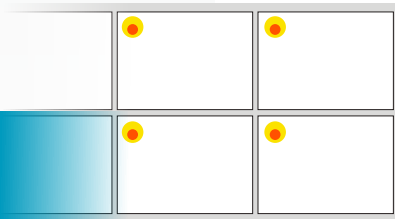

on roll

Print labels with full colour logos.

- *more time-efficient, cost-effective and adaptable than having plates printed by external suppliers*
- *matched aesthetic qualities of all printed labels, markers & legends*
- *provides complete inhouse control of all identification & labelling functions*

Free system lifetime support & training is just a call or click away.

To request a quote complete the form on page 189 or download the pdf version from our website.



WE PRE-PRINT...



**...YOU ADD DATA
WITH OUR PRINTERS
IN SECONDS...**

**RESULT A HIGH
QUALITY PRINTED
LABEL!**

**DOWNLOAD THE FORM,
COMPLETE IT
AND SEND IT TO:**

sales@cembre.co.uk for UK & Ireland

sales.us@cembreinc.com for USA, Canada & Mexico

sales@cembre.com for any other countries


Thermal transfer labels

self adhesive, on a roll

Thermal transfer labels are made from materials which are not temperature sensitive and whose surfaces are treated to accept the pigment from the ribbon heated by the print head.

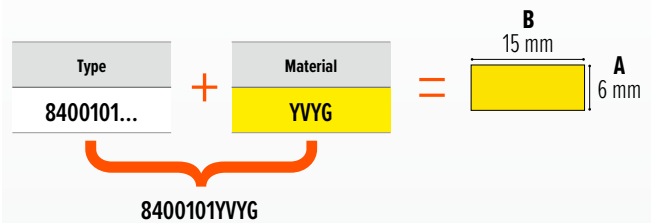
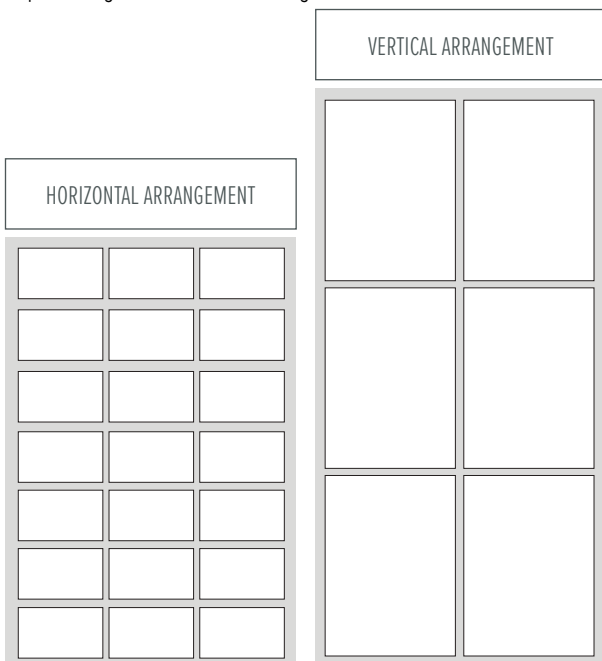
Labels are normally die cut on a roll and arranged horizontally with respect to the printer output, although some are arranged vertically.

When not in use, labels will maintain their good condition if stored in their original packaging and not subject to excessive heat or significant temperature variation. They should be removed from their packaging only at the time of use and not exposed to moisture for long periods.

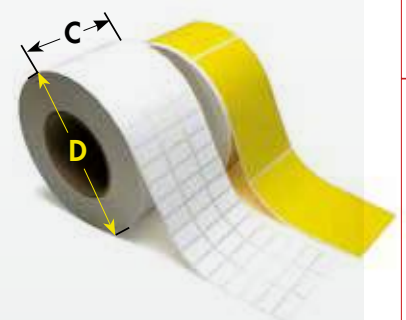


white		yellow	metallic grey		
WVYG	WPYG	YVYG	SVYG	PPYG	Material
PVC film outdoor PVC99008WH	Polyester film PET99005WH	PVC film outdoor PVC99008YE	PVC film outdoor PVC99008GY	Polyester film PET99005GY	
-30°C (-22°F)	-40°C (-40°F)	-30°C (-22°F)	-30°C (-22°F)	-40°C (-40°F)	Min operating temperature
+70°C (+158°F)	+130°C (+266°F)	+70°C (+158°F)	+70°C (+158°F)	+130°C (+266°F)	Max operating temperature
+10°C (+50°F)	+10°C (+50°F)	+10°C (+50°F)	+10°C (+50°F)	+10°C (+50°F)	Min application temperature
+40°C (+140°F)	+40°C (+140°F)	+40°C (+140°F)	+40°C (+140°F)	+40°C (+140°F)	Max application temperature
gloss	gloss	gloss	gloss	gloss	Surface
80µ	50µ	80µ	73µ	50µ	Thickness
★★★★	★	★★★★	★★★★	★★	UV resistance
✓	✓	✓	✓	✓	Permanent adhesive
					UL approved

Example coding combination according to the dimensions and the material:



- Spool diameter Øi 76 mm (3 in.)
- Max print area 105 mm



TTL

THERMAL TRANSFER SYSTEM FOR ROLL MEDIA

Rectangular labels, horizontal arrangement

SF

Size AxB mm	Tracks	C mm	D mm	Type	white outdoor	white	yellow outdoor	metallic grey outdoor	metallic grey	Quantity	SW code
5 x 12,7	5	80	150	8400001...	WVYG	WPYG	YVYG	SVYG	PPYG	49.500	4125
5 x 20	4	93	150	8400123...	WVYG	WPYG	YVYG	SVYG	PPYG	40.000	4126
6 x 15	5	90	130	8400101...	WVYG	WPYG	YVYG	SVYG	PPYG	30.000	4100
6,3 x 19	3	67	150	8400005...	WVYG	WPYG	YVYG	SVYG	PPYG	25.665	4129
7 x 10	5	66	150	8400093...	WVYG	WPYG	YVYG	SVYG	PPYG	40.000	4113
7 x 15	4	73	150	8400008...	WVYG	WPYG	YVYG	SVYG	PPYG	32.000	4102
7 x 20	3	70	150	8401010...	WVYG	WPYG	YVYG	SVYG	PPYG	24.000	4101
8 x 12	4	60	150	8400091...	WVYG	WPYG	YVYG	SVYG	PPYG	29.080	4109
9 x 15	4	73	150	8400092...	WVYG	WPYG	YVYG	SVYG	PPYG	26.660	4107
9 x 20	3	70	150	8400017...	WVYG	WPYG	YVYG	SVYG	PPYG	19.995	4106
9 x 38	2	83	150	8400094...	WVYG	WPYG	YVYG	SVYG	PPYG	13.330	4108
10 x 32	2	70	150	8400081...	WVYG	WPYG	YVYG	SVYG	PPYG	12.300	4146
12 x 25	3	85	150	8400023...	WVYG	WPYG	YVYG	SVYG	PPYG	16.005	4112
12 x 35	2	77	150	8400088...	WVYG	WPYG	YVYG	SVYG	PPYG	10.660	4148
12 x 40	2	87	150	8400024...	WVYG	WPYG	YVYG	SVYG	PPYG	10.660	4149
12,7 x 50	2	107	140	8400028...	WVYG	WPYG	YVYG	SVYG	PPYG	8.000	4153
15 x 20	4	93	150	8400029...	WVYG	WPYG	YVYG	SVYG	PPYG	17.760	4155
15 x 27	3	90	150	8401008...	WVYG	WPYG	YVYG	SVYG	PPYG	13.320	4120
15 x 34	2	75	140	8400030...	WVYG	WPYG	YVYG	SVYG	PPYG	6.500	4156
15 x 78	1	82	150	8400031...	WVYG	WPYG	YVYG	SVYG	PPYG	4.440	4157
18 x 30	3	100	150	8400032...	WVYG	WPYG	YVYG	SVYG	PPYG	11.415	4105
18 x 47	2	100	150	8400034...	WVYG	WPYG	YVYG	SVYG	PPYG	7.610	4159
21 x 70	1	74	150	8400070...	WVYG	WPYG	YVYG	SVYG	PPYG	3.330	4162
22 x 40	2	87	140	8400038...	WVYG	WPYG	YVYG	SVYG	PPYG	4.800	4164
22 x 110	1	114	150	8400067...	WVYG	WPYG	YVYG	SVYG	PPYG	3.200	4165
25 x 45	2	97	150	8400073...	WVYG	WPYG	YVYG	SVYG	PPYG	5.710	4168
25 x 80	1	84	130	8400075...	WVYG	WPYG	YVYG	SVYG	PPYG	2.100	4170
25,7 x 50	2	107	140	8400041...	WVYG	WPYG	YVYG	SVYG	PPYG	4.200	4172
30 x 50	1	54	150	8400042...	WVYG	WPYG	YVYG	SVYG	PPYG	2.420	4175
30 x 80	1	84	150	8400072...	WVYG	WPYG	YVYG	SVYG	PPYG	2.420	4176
30 x 100	1	104	150	8400044...	WVYG	WPYG	YVYG	SVYG	PPYG	2.420	4177
34 x 60	1	64	170	8400066...	WVYG	WPYG	YVYG	SVYG	PPYG	3.200	4182
37 x 74	1	78	150	8400049...	WVYG	WPYG	YVYG	SVYG	PPYG	2.000	4186
40 x 60	1	64	150	8400050...	WVYG	WPYG	YVYG	SVYG	PPYG	1.860	4110
40 x 80	1	84	170	8400051...	WVYG	WPYG	YVYG	SVYG	PPYG	2.800	4188
40 x 90	1	94	150	8400083...	WVYG	WPYG	YVYG	SVYG	PPYG	1.860	4121
50 x 70	1	74	106	8400128...	WVYG	WPYG	YVYG	SVYG	PPYG	2.000	4193
50 x 80	1	84	170	8400053...	WVYG	WPYG	YVYG	SVYG	PPYG	2.200	4192
52 x 105	1	110	170	8400054...	WVYG	WPYG	YVYG	SVYG	PPYG	2.100	4194
60 x 80	1	84	150	8400055...	WVYG	WPYG	YVYG	SVYG	PPYG	1.265	4195
60 x 100	1	104	170	8400056...	WVYG	WPYG	YVYG	SVYG	PPYG	1.850	4197
75 x 105	1	110	125	8400086...	WVYG	WPYG	YVYG	SVYG	PPYG	600	4199

Rectangular labels, vertical arrangement



SF

Size AxB mm	Tracks	C mm	D mm	Type	white outdoor	white	yellow outdoor	metallic grey outdoor	metallic grey	Quantity	SW code
63 x 45,5	2	98	125	8400052...	WVYG	WPYG	YVYG	SVYG	PPYG	1.500	4250
105 x 90	1	94	150	8400097...	WVYG	WPYG	YVYG	SVYG	PPYG	700	4251
120 x 60	1	64	170	8400057...	WVYG	WPYG	YVYG	SVYG	PPYG	950	4252
120 x 70	1	74	150	8400079...	WVYG	WPYG	YVYG	SVYG	PPYG	650	4253
130 x 64,5	1	70	150	8400058...	WVYG	WPYG	YVYG	SVYG	PPYG	600	4254
140 x 98	1	102	170	8400059...	WVYG	WPYG	YVYG	SVYG	PPYG	800	4255
180 x 37	2	120	125	8400127...	WVYG	WPYG	YVYG	SVYG	PPYG	540	4258
180 x 51	2	110	125	8400095...	WVYG	WPYG	YVYG	SVYG	PPYG	540	4256
180 x 105	1	110	150	8400061...	WVYG	WPYG	YVYG	SVYG	PPYG	500	4257

Square labels

SF

Size AxB mm	Tracks	C mm	D mm	Type	white outdoor	white	yellow outdoor	metallic grey outdoor	metallic grey	Quantity	SW code
16 x 16	5	96	150	*8402000...	WVYG	WPYG	YVYG	SVYG	PPYG	21.050	4200
20 x 20	4	93	150	8403000...	WVYG	WPYG	YVYG	SVYG	PPYG	13.900	4201
30 x 30	3	100	150	8403001...	WVYG	WPYG	YVYG	SVYG	PPYG	7.260	4202
40 x 40	2	87	150	*8402003...	WVYG	WPYG	YVYG	SVYG	PPYG	3.720	4203
70 x 70	1	74	170	8403003...	WVYG	WPYG	YVYG	SVYG	PPYG	1.600	4204
100 x 100	1	104	170	8403004...	WVYG	WPYG	YVYG	SVYG	PPYG	1.100	4205

*rounded corners

printer ROLLY3000page 54
ribbonspage 57

TTF

THERMAL TRANSFER SYSTEM FOR ROLL MEDIA

Continuous material

for thermal transfer printing, on a roll

Continuous material is made from materials which are not temperature sensitive and whose surfaces are treated to accept the pigment from the ribbon heated by the print head.

When not in use, labels will maintain their good condition if stored in their original packaging and not subject to excessive heat or significant temperature variation. They should be removed from their packaging only at the time of use and not exposed to moisture for long periods.



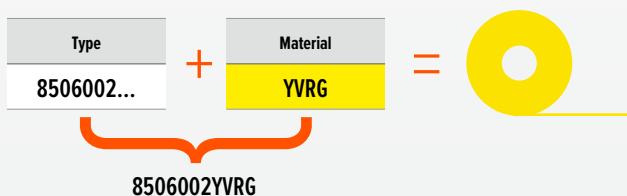
white			yellow			blue	metallic grey		transparent		Material
WVYG	WPYG/5	WPYG	WVRG	YVYG	YVYG/5	YVRG	BVYG/5	SVYG	PPYG	CPYG	
PVC film outdoor PVC99008WH	PVC film outdoor	Polyester film PET99005WH	Rigid PVC	PVC film outdoor PVC99008YE	PVC film outdoor	Rigid PVC	PVC film outdoor	PVC film outdoor PVC99008GY	Polyester film PET99005GY	PET film	
-30°C -22°F	-30°C -22°F	-40°C -40°F	-40°C -40°F	-30°C -22°F	-30°C -22°F	-40°C -40°F	-30°C -22°F	-30°C -22°F	-40°C -40°F	-40°C -40°F	Min operating temperature
+70°C +158°F	+70°C +158°F	+130°C +266°F	+60°C +140°F	+70°C +158°F	+70°C +158°F	+60°C +140°F	+70°C +158°F	+70°C +158°F	+130°C +266°F	+130°C +266°F	Max operating temperature
+10°C +50°F	+10°C +50°F	+10°C +50°F	+10°C +50°F	+10°C +50°F	+10°C +50°F	+10°C +50°F	+10°C +50°F	+10°C +50°F	+10°C +50°F	+10°C +50°F	Min application temperature
+40°C +104°F	+40°C +104°F	+40°C +104°F	+40°C +104°F	+40°C +104°F	+40°C +104°F	+40°C +104°F	+40°C +104°F	+40°C +104°F	+40°C +104°F	+40°C +104°F	Max application temperature
gloss	gloss	gloss	gloss	gloss	gloss	gloss	gloss	gloss	gloss	gloss	Surface
80µ	140µ	50µ	400µ	73µ	80µ	400µ	80µ	73µ	50µ	23µ	Thickness
★★★★	★★★★	★	★	★★★★	★★★★	★	★★★★	★★★★	★★	★★★	UV resistance
✓	✓	✓		✓	✓		✓	✓	✓	✓	Permanent adhesive
											UL approved

Continuous material



Width mm	Length m	Type	white outdoor	yellow outdoor	Quantity	SW code
100	25	8506002...	WVRG	YVRG	1	4290

Example coding combination according to the dimensions and the material:



	printer ROLLY3000.....	page 54
	cutter.....	page 56
	ribbons.....	page 57
	Aluminium mounting plates.....	page 71

Self adhesive continuous material



Width mm	Length m	self-adhesive	Type	white outdoor	yellow outdoor	metallic grey outdoor	metallic grey	transparent	white	Quantity	SW code
25,4	125	✓	8506012...	WVYG	YVYG	SVYG	PPYG	CPYG	WPYG	1	4287
35	125	✓	8506003...	WVYG	YVYG	SVYG	PPYG	CPYG	WPYG	1	4280
40	125	✓	8506004...	WVYG	YVYG	SVYG	PPYG	CPYG	WPYG	1	4281
50	125	✓	8506011...	WVYG	YVYG	SVYG	PPYG	CPYG	WPYG	1	4283
58	125	✓	8506010...	WVYG	YVYG	SVYG	PPYG	CPYG	WPYG	1	4285
80	125	✓	8506001...	WVYG	YVYG	SVYG	PPYG	CPYG	WPYG	1	4282
105	125	✓	8506000...	WVYG	YVYG	SVYG	PPYG	CPYG	WPYG	1	4284

Self adhesive continuous material, reflective finish



Width mm	Length m	self-adhesive	Type	white outdoor	yellow outdoor	blue outdoor	Quantity	SW code
35	24	✓	8506007...	WCYG/5	YCYG/5		1	4280
80	24	✓	8506008...	WCYG/5	YCYG/5		1	4282
105	24	✓	8506006...	WCYG/5	YCYG/5	BCYG/5	1	4284

Aluminium mounting plates

round corners, thickness 0,5 mm

Cembre TTL and TTF labels stuck to Aluminium mounting plates are easily fixed to poles, columns, pylons and structures via the slot or holes provided.



When used externally the application of an additional transparent film CPYG, will improve resistance to environmental agents.

Type	Size mm	Label colour	Fixing	Quantity	Use with
GMC2751S	225 x 120	white	slots	10	TTL8400061, G-MC-2700S+TTL8400097
GMC2907S	430 x 120	white	slots	10	
GMC2678S	115 x 200	white	2 holes+ slots	300/100	TTL8400061
GMC2732S	70 x 140		2 holes	50	TTL8400057
GMC3101S	80 x 200	white	2 holes	10	



cutters.....page 56
 ribbons.....page 57
 Aluminium mounting platespage 71

TERMO-ROLL H2

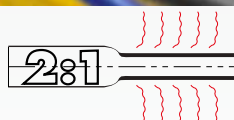
THERMAL TRANSFER SYSTEM FOR ROLL MEDIA

Heat shrinkable tubing High Grade 2:1

ladder & continuous, shrinkage ratio 2:1

H2 type heat shrinkable tubing is used to provide highly legible and resistant identification of cables, pipes, conduits, etc within a minimum space.

Halogen Free composition provides flame retardancy and low smoke emission characteristics suitable for safety critical applications including closed environments such as tunnels and subways, rail installations, marine and industrial applications.



LADDER, ONE SIDE ONLY

Material: Irradiated Polyolefin, shrinkage ratio 2:1

Operating temperature range: -30°C (-22°F) to +105°C (+221°F)

Minimum shrinkage temperature: > +90°C (+221°F)

Technical

Resistance to liquids, after the shrinkage

MIL-STD-2026 test method 215 2002 (MIL-81531/SAE-AS81531-1998 clause 3.4.3)

Meets the requirements for fire testing of materials and components for trains in EN 45545-2



Internal Ø before shrinking mm	Cable ext. Ø range mm	Cable c.s.a range mm ²	Type		Length mm	Tubes per step	Quantity	SW Code
			white	yellow				
2,4	1,6 ÷ 2	0,25 ÷ 0,5	H2-24-12.5-WH1		12,5	4	4.000	4800
			H2-24-25-WH1	H2-24-25-YE1	25	2	2.000	4802
			H2-24-50-WH1		50	1	1.000	4804
3,2	1,8 ÷ 2,8	0,5 ÷ 1	H2-32-12.5-WH1	H2-32-12.5-YE1	12,5	4	4.000	4810
			H2-32-25-WH1	H2-32-25-YE1	25	2	2.000	4812
			H2-32-50-WH1	H2-32-50-YE1	50	1	1.000	4814
4,8	2,8 ÷ 4,2	1 ÷ 2,5	H2-48-12.5-WH1	H2-48-12.5-YE1	12,5	4	4.000	4820
			H2-48-25-WH1	H2-48-25-YE1	25	2	2.000	4822
			H2-48-50-WH1	H2-48-50-YE1	50	1	1.000	4824
6,4	4,2 ÷ 5,8	4 ÷ 6	H2-64-12.5-WH1	H2-64-12.5-YE1	12,5	4	4.000	4830
			H2-64-19-WH1	H2-64-19-YE1	19	2	2.000	4831
			H2-64-25-WH1	H2-64-25-YE1	25	2	2.000	4832
			H2-64-38-WH1	H2-64-38-YE1	38	1	1.000	4833
9,5	5,8 ÷ 8	10 ÷ 16	H2-64-50-WH1	H2-64-50-YE1	50	1	1.000	4834
			H2-95-12.5-WH1	H2-95-12.5-YE1	12,5	4	2.000	4840
			H2-95-25-WH1	H2-95-25-YE1	25	2	1.000	4842
12,7	8 ÷ 11	25 ÷ 35	H2-95-50-WH1	H2-95-50-YE1	50	1	500	4844
			H2-127-50-WH1	H2-127-50-YE1	50	1	500	4854
19,1	11 ÷ 17	35 ÷ 50	H2-190-50-WH1	H2-190-50-YE1	50	1	500	4864
25,4	17 ÷ 23	50 ÷ 120	H2-254-50-WH1	H2-254-50-YE1	50	1	300	4874
38,1	23 ÷ 36	120 ÷ 240	H2-381-50-WH1	H2-381-50-YE1	50	1	100	4884
50,8	23 ÷ 48	240 ÷ 400	H2-508-50-WH1		50	1	100	4894

Thermal Transfer System for Roll Media



LADDER, ON BOTH SIDES

TERMO-ROLL H2

irradiated **PO** **HF** **30°C** **+** **105°C**

EN 45545-2 **RoHS** COMPLIANT 2011/65/EU

Internal Ø before shrinking mm	Cable ext. Ø range mm	Cable c.s.a range mm ²	Type		Length mm	Tubes per step	Quantity	SW Code
			white	yellow				
2,4	1,6 ÷ 2	0,25 ÷ 0,5	H2-24-25-WH2	H2-24-25-YE2	25	2	2.000	4802
			H2-24-50-WH2	H2-24-50-YE2	50	1	1.000	4804
3,2	1,8 ÷ 2,8	0,5 ÷ 1	H2-32-25-WH2	H2-32-25-YE2	25	2	2.000	4812
			H2-32-50-WH2	H2-32-50-YE2	50	1	1.000	4814
			H2-32-50-WH2BULK		50	1	5.000	4814
4,8	2,8 ÷ 4,2	1 ÷ 2,5	H2-48-25-WH2	H2-48-25-YE2	25	2	2.000	4822
			H2-48-50-WH2	H2-48-50-YE2	50	1	1.000	4824
			H2-48-50-WH2BULK		50	1	5.000	4824
6,4	4,2 ÷ 5,8	4 ÷ 6	H2-64-25-WH2	H2-64-25-YE2	25	2	2.000	4832
			H2-64-50-WH2	H2-64-50-YE2	50	1	1.000	4834
			H2-64-50-WH2BULK		50	1	3.000	4834
9,5	5,8 ÷ 8	10 ÷ 16	H2-95-25-WH2	H2-95-25-YE2	25	2	1.000	4842
			H2-95-50-WH2	H2-95-50-YE2	50	1	500	4844
			H2-95-50-WH2BULK		50	1	2.000	4844
12,7	8 ÷ 11	25 ÷ 35	H2-127-25-WH2	H2-127-25-YE2	25	2	1.000	4852
			H2-127-50-WH2	H2-127-50-YE2	50	1	500	4854
19,1	11 ÷ 17	35 ÷ 50	H2-190-25-WH2	H2-190-25-YE2	25	2	1.000	4862
			H2-190-50-WH2	H2-190-50-YE2	50	1	500	4864
25,4	17 ÷ 23	50 ÷ 120	H2-254-25-WH2	H2-254-25-YE2	25	2	600	4872
			H2-254-50-WH2	H2-254-50-YE2	50	1	300	4874
38,1	23 ÷ 36	120 ÷ 240	H2-381-25-WH2	H2-381-25-YE2	25	2	200	4882
			H2-381-50-WH2	H2-381-50-YE2	50	1	100	4884
50,8	23 ÷ 48	240 ÷ 400	H2-508-50-WH2	H2-508-50-YE2	50	1	100	4894



CONTINUOUS, ON BOTH SIDES

irradiated **PO** **HF** **30°C** **+** **105°C**

EN 45545-2 **RoHS** COMPLIANT 2011/65/EU

Internal Ø before shrinking mm	Cable ext. Ø range mm	Cable c.s.a range mm ²	Type		Length m	Quantity	VPE
			white	yellow			
2,4	1,6 ÷ 2	0,25 ÷ 0,5	H2-24-WH3	H2-24-YE3	20	1	7000
			H2-24-WH3-50*	H2-24-YE3-50*	50	1	7000
3,2	1,8 ÷ 2,8	0,5 ÷ 1	H2-32-WH3	H2-32-YE3	20	1	7010
			H2-32-WH3-100*	H2-32-YE3-100*	100	1	7010
4,8	2,8 ÷ 4,2	1 ÷ 2,5	H2-48-WH3	H2-48-YE3	20	1	7020
			H2-48-WH3-100*	H2-48-YE3-100*	100	1	7020
6,4	4,2 ÷ 5,8	4 ÷ 6	H2-64-WH3	H2-64-YE3	20	1	7030
			H2-64-WH3-100*	H2-64-YE3-100*	100	1	7030
9,5	5,8 ÷ 8	10 ÷ 16	H2-95-WH3	H2-95-YE3	15	1	7040
			H2-95-WH3-100*	H2-95-YE3-100*	100	1	7040
12,7	8 ÷ 11	25 ÷ 35	H2-127-WH3	H2-127-YE3	15	1	7050
			H2-127-WH3-100*	H2-127-YE3-100*	100	1	7050
19	11 ÷ 17	35 ÷ 50	H2-190-WH3	H2-190-YE3	15	1	7060
			H2-190-WH3-100*	H2-190-YE3-100*	100	1	7060
25,4	17 ÷ 23	50 ÷ 120	H2-254-WH3	H2-254-YE3	15	1	7070
			H2-254-WH3-100*	H2-254-YE3-100*	100	1	7070
38,1	23 ÷ 36	120 ÷ 240	H2-381-WH3	H2-381-YE3	15	1	7080
			H2-381-WH3-60*	H2-381-YE3-60*	60	1	7080
50,8	27 ÷ 48	240 ÷ 400	H2-508-WH3	H2-508-YE3	15	1	7090
			H2-508-WH3-60*	H2-508-YE3-60*	60	1	7090

*Use with desk-dispenser DSPB-TCS (see page 56)

TERMO-ROLL H3

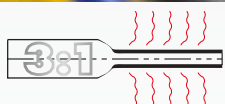
THERMAL TRANSFER SYSTEM FOR ROLL MEDIA

Heat shrinkable tubing High Grade 3:1

ladder & continuous, shrinkage ratio 3:1

H3 type heat shrinkable tubing is used to provide highly legible and resistant identification of cables, pipes, conduits, etc within a minimum space.

High flexibility, fire resistance and a 3:1 shrinkage ratio to cover a wide range of cable diameters enable suitability for many industrial and technological applications.



LADDER, ONE SIDE ONLY

Material: Irradiated Polyolefin, shrinkage ratio 3:1

Operating temperature range: -55°C (-131°F) to +135°C (+275°F)

Minimum shrinkage temperature: > +90°C (+194°F)

Technical

CSA recognised

Flammability

Flame retardant according to SAE-AMS-DTL-23053/5 classe 1&3,

UL 224 125°C 600V VW-1



Internal Ø before shrinking mm	Cable ext. Ø range mm	Cable c.s.a range mm ²	Type		Length mm	Tubes per step	Quantity	SW Code
			white	yellow				
4,8	1,8 ÷ 4,2	0,5 ÷ 2,5	H3-48-12.5-WH1	H3-48-12.5-YE1	12,5	4	4.000	4920
			H3-48-25-WH1	H3-48-25-YE1	25	2	2.000	4922
			H3-48-50-WH1	H3-48-50-YE1	50	1	1.000	4924
6	2,5 ÷ 5,5	1 ÷ 6	H3-60-12.5-WH1	H3-60-12.5-YE1	12,5	4	4.000	4930
			H3-60-25-WH1	H3-60-25-YE1	25	2	2.000	4932
			H3-60-50-WH1	H3-60-50-YE1	50	1	1.000	4934
9	4 ÷ 8	4 ÷ 16	H3-90-12.5-WH1	H3-90-12.5-YE1	12,5	4	2.000	4940
			H3-90-25-WH1	H3-90-25-YE1	25	2	1.000	4942
			H3-90-50-WH1	H3-90-50-YE1	50	1	500	4944
12	5 ÷ 11	6 ÷ 35	H3-120-12.5-WH1	H3-120-12.5-YE1	12,5	4	2.000	4950
			H3-120-25-WH1	H3-120-25-YE1	25	2	1.000	4952
			H3-120-50-WH1	H3-120-50-YE1	50	1	500	4954
18	6,5 ÷ 17	16 ÷ 50	H3-180-12.5-WH1	H3-180-12.5-YE1	12,5	4	2.000	4960
			H3-180-25-WH1	H3-180-25-YE1	25	2	1.000	4962
			H3-180-50-WH1	H3-180-50-YE1	50	1	500	4964
24	9 ÷ 23	25 ÷ 120	H3-240-50-WH1	H3-240-50-YE1	50	1	300	4974

THERMAL TRANSFER SYSTEM FOR ROLL MEDIA



LADDER, ON BOTH SIDES

TERMO-ROLL H3

irradiated
PO **-55°C** **+135°C**



Internal Ø before shrinking mm	Cable ext. Ø range mm	Cable c.s.a range mm ²	Type		Length mm	Tubes per step	Quantity	SW Code
			white	yellow				
3	1,2 ÷ 2,8	0,25 ÷ 1	H3-30-25-WH2	H3-30-25-YE2	25	2	2.000	4912
			H3-30-50-WH2	H3-30-50-YE2	50	1	1.000	4914
4,8	1,8 ÷ 4,2	0,5 ÷ 2,5	H3-48-25-WH2	H3-48-25-YE2	25	2	2.000	4922
			H3-48-50-WH2	H3-48-50-YE2	50	1	1.000	4924
6	2,5 ÷ 5,5	1 ÷ 6	H3-60-25-WH2	H3-60-25-YE2	25	2	2.000	4932
			H3-60-50-WH2	H3-60-50-YE2	50	1	1.000	4934
9	4 ÷ 8	4 ÷ 16	H3-90-25-WH2	H3-90-25-YE2	25	2	1.000	4942
			H3-90-50-WH2	H3-90-50-YE2	50	1	500	4944
12	5 ÷ 11	6 ÷ 35	H3-120-25-WH2	H3-120-25-YE2	25	2	1.000	4952
			H3-120-50-WH2	H3-120-50-YE2	50	1	500	4954
18	6,5 ÷ 17	16 ÷ 50	H3-180-25-WH2	H3-180-25-YE2	25	2	1.000	4962
			H3-180-50-WH2	H3-180-50-YE2	50	1	500	4964
24	9 ÷ 23	25 ÷ 120	H3-240-25-WH2	H3-240-25-YE2	25	1	600	4972
			H3-240-50-WH2	H3-240-50-YE2	50	1	300	4974
39	15 ÷ 37	50 ÷ 185	H3-390-50-WH2	H3-390-50-YE2	50	1	100	4984



CONTINUOUS, ON BOTH SIDES

irradiated
PO **-55°C** **+135°C**



Internal Ø before shrinking mm	Cable ext. Ø range mm	Cable c.s.a range mm ²	Type		Length m	Quantity	SW Code
			white	yellow			
4,8	1,8 ÷ 4,2	0,5 ÷ 2,5	H3-48-WH3	H3-48-YE3	20	1	7120
6	2,5 ÷ 5,5	1 ÷ 6	H3-60-WH3	H3-60-YE3	20	1	7130
9	4 ÷ 8	4 ÷ 16	H3-90-WH3	H3-90-YE3	15	1	7140
12	5 ÷ 11	6 ÷ 35	H3-120-WH3	H3-120-YE3	15	1	7150
18	6,5 ÷ 17	16 ÷ 50	H3-180-WH3	H3-180-YE3	15	1	7160
24	9 ÷ 23	25 ÷ 120	H3-240-WH3	H3-240-YE3	15	1	7170
39	15 ÷ 37	50 ÷ 185		H3-390-YE3	15	1	7180

Insert the cable into the tube, shrink by applying a hot air flow.



heat gun EHG 2000 page 56
 support frame page 56
 ribbons page 57

TERMO-ROLL M2

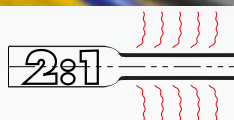
Thermal Transfer System for Roll Media

Heat shrinkable tubing Medium Grade 2:1

ladder & continuous, shrinkage ratio 2:1

M2 type heat shrinkable tubing is used to provide highly legible and resistant identification of cables, pipes, conduits, etc within a minimum space.

Halogen Free composition provides flame retardancy and low smoke emission characteristics suitable for many types of application requiring more restrictive safety standards to be met.



LADDER, ONE SIDE ONLY

Material: Irradiated Polyolefin, shrinkage ratio 2:1

Operating temperature range: -40°C (-104°F) to +125°C (+257°F)

Minimum shrinkage temperature: > +70°C (+158°F)

Technical

Adherence MIL-81531 AS, SAE-AS81531-199, point 4.6.2

Flammability Flame retardant according to UL 224

Meets the requirements for fire testing of materials and components for trains in EN 45545-2



Internal Ø before shrinking mm	Cable ext. Ø range mm	Cable c.s.a range mm ²	Type		Length mm	Tubes per step	Quantity	SW Code
			white	yellow				
2,4	1,6 ÷ 2	0,25 ÷ 0,5	M2-24-12.5-WH1		12,5	4	4.000	4800
				M2-32-12.5-YE1				
3,2	1,8 ÷ 2,8	0,5 ÷ 1	M2-32-25-WH1	M2-32-25-YE1	25	2	2.000	4812
			M2-32-50-WH1	M2-32-50-YE1				
			M2-48-12.5-WH1	M2-48-12.5-YE1				
4,8	2,8 ÷ 4,2	1 ÷ 2,5	M2-48-25-WH1	M2-48-25-YE1	25	2	2.000	4822
			M2-48-50-WH1	M2-48-50-YE1				
			M2-64-12.5-WH1	M2-64-12.5-YE1				
6,4	4,2 ÷ 5,8	4 ÷ 6	M2-64-25-WH1	M2-64-25-YE1	25	2	2.000	4832
			M2-64-50-WH1	M2-64-50-YE1				
			M2-95-12.5-WH1	M2-95-12.5-YE1				
9,5	5,8 ÷ 8	10 ÷ 16	M2-95-25-WH1	M2-95-25-YE1	25	2	1.000	4842
			M2-95-50-WH1	M2-95-50-YE1				
			M2-127-25-WH1	M2-127-25-YE1				
12,7	8 ÷ 11	25 ÷ 35	M2-127-50-WH1	M2-127-50-YE1	50	1	500	4854
			M2-190-25-WH1	M2-190-25-YE1				
19,1	11 ÷ 17	35 ÷ 50	M2-190-50-WH1	M2-190-50-YE1	50	1	500	4864
			M2-254-25-WH1	M2-254-25-YE1				
25,4	17 ÷ 23	50 ÷ 120	M2-254-50-WH1	M2-254-50-YE1	50	1	300	4874
				M2-381-50-YE1				
38,1	23 ÷ 36	120 ÷ 240			50	1	100	4884

THERMAL TRANSFER SYSTEM FOR ROLL MEDIA



TERMO-ROLL M2



Internal Ø before shrinking mm	Cable ext. Ø range mm	Cable c.s.a range mm ²	Type		Length mm	Tubes per step	Quantity	SW Code
			white	yellow				
2,4	1,6 ÷ 2	0,25 ÷ 0,5	M2-24-25-WH2	M2-24-25-YE2	25	2	2.000	4802
			M2-24-50-WH2	M2-24-50-YE2	50	1	1.000	4804
3,2	1,8 ÷ 2,8	0,5 ÷ 1	M2-32-25-WH2	M2-32-25-YE2	25	2	2.000	4812
			M2-32-50-WH2	M2-32-50-YE2	50	1	1.000	4814
4,8	2,8 ÷ 4,2	1 ÷ 2,5	M2-48-25-WH2	M2-48-25-YE2	25	2	2.000	4822
			M2-48-50-WH2	M2-48-50-YE2	50	1	1.000	4824
6,4	4,2 ÷ 5,8	4 ÷ 6	M2-64-25-WH2	M2-64-25-YE2	25	2	2.000	4832
			M2-64-50-WH2	M2-64-50-YE2	50	1	1.000	4834
9,5	5,8 ÷ 8	10 ÷ 16	M2-95-25-WH2	M2-95-25-YE2	25	2	1.000	4842
			M2-95-50-WH2	M2-95-50-YE2	50	1	500	4844
12,7	8 ÷ 11	25 ÷ 35	M2-127-25-WH2	M2-127-25-YE2	25	2	1.000	4852
			M2-127-50-WH2	M2-127-50-YE2	50	1	500	4854
19,1	11 ÷ 17	35 ÷ 50	M2-190-25-WH2	M2-190-25-YE2	25	2	1.000	4862
			M2-190-50-WH2	M2-190-50-YE2	50	1	500	4864
25,4	17 ÷ 23	50 ÷ 120	M2-254-25-WH2	M2-254-25-YE2	25	2	600	4872
			M2-254-50-WH2	M2-254-50-YE2	50	1	300	4874
38,1	23 ÷ 36	120 ÷ 240	M2-381-25-WH2	M2-381-25-YE2	25	2	200	4882
			M2-381-50-WH2	M2-381-50-YE2	50	1	100	4884



Internal Ø before shrinking mm	Cable ext. Ø range mm	Cable c.s.a range mm ²	Type		Length m	Quantity	SW Code
			white	yellow			
2,4	1,6 ÷ 2	0,25 ÷ 0,5	M2-24-WH3	M2-24-YE3	20	1	7000
			M2-24-WH3-50*	M2-24-YE3-50*	50	1	7000
3,2	1,8 ÷ 2,8	0,5 ÷ 1	M2-32-WH3	M2-32-YE3	20	1	7010
			M2-32-WH3-100*	M2-32-YE3-100*	100	1	7010
4,8	2,8 ÷ 4,2	1 ÷ 2,5	M2-48-WH3	M2-48-YE3	20	1	7020
			M2-48-WH3-100*	M2-48-YE3-100*	100	1	7020
6,4	4,2 ÷ 5,8	4 ÷ 6	M2-64-WH3	M2-64-YE3	20	1	7030
			M2-64-WH3-100*	M2-64-YE3-100*	100	1	7030
9,5	5,8 ÷ 8	10 ÷ 16	M2-95-WH3	M2-95-YE3	15	1	7040
			M2-95-WH3-100*	M2-95-YE3-100*	100	1	7040
12,7	8 ÷ 11	25 ÷ 35	M2-127-WH3	M2-127-YE3	15	1	7050
			M2-127-WH3-100*	M2-127-YE3-100*	100	1	7050
19,1	11 ÷ 17	35 ÷ 50	M2-190-WH3	M2-190-YE3	15	1	7060
			M2-190-WH3-100*	M2-190-YE3-100*	100	1	7060
25,4	17 ÷ 23	50 ÷ 120	M2-254-WH3	M2-254-YE3	15	1	7070
			M2-254-WH3-100*	M2-254-YE3-100*	100	1	7070
38,1	23 ÷ 36	120 ÷ 240	M2-381-WH3	M2-381-YE3	15	1	7080
			M2-381-WH3-60*	M2-381-YE3-60*	60	1	7080
50,8	27 ÷ 49	240 ÷ 400	M2-508-WH3	M2-508-YE3	15	1	7090
			M2-508-WH3-60*	M2-508-YE3-60*	60	1	7090

Insert the cable into the tube, shrink by applying a hot air flow.



heat gun EHG 2000page 56
 support framepage 56
 ribbonspage 57

*Use with desk-dispenser DSPB-TCS (see page 56)



TERMO-ROLL M3

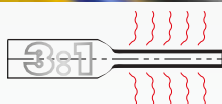
THERMAL TRANSFER SYSTEM FOR ROLL MEDIA

Heat shrinkable tubing Medium Grade 3:1

ladder & continuous, shrinkage ratio 3:1

M3 type heat shrinkable tubing is used to provide highly legible and resistant identification of cables, pipes, conduits, etc within a minimum space.

High fire resistance and a 3:1 shrinkage ratio to cover a wide range of cable diameters enable suitability for many industrial applications.



LADDER, ONE SIDE ONLY

Material: Irradiated Polyolefin, shrinkage ratio 3:1

Operating temperature range: -55°C (-131°F) to +135°C (+275°F)

Minimum shrinkage temperature: > +90°C (+194°F)

Technical

Flammability, flame-retardant according to

SAE-AMS-DTL-23053/5 class 1

UL 224 125°C 600V VW-1



Internal Ø before shrinking mm	Cable ext. Ø range mm	Cable c.s.a range mm ²	Type		Length mm	Tubes per step	Quantity	SW Code
			white	yellow				
4,8	1,8 ÷ 4,2	0,5 ÷ 2,5	M3-48-12.5-WH1	M3-48-12.5-YE1	12,5	4	4.000	4820
			M3-48-25-WH1	M3-48-25-YE1	25	2	2.000	4822
			M3-48-50-WH1	M3-48-50-YE1	50	1	1.000	4824
6,4	2,5 ÷ 5,8	1 ÷ 6	M3-64-12.5-WH1	M3-64-12.5-YE1	12,5	4	4.000	4830
			M3-64-25-WH1	M3-64-25-YE1	25	2	2.000	4832
			M3-64-50-WH1	M3-64-50-YE1	50	1	1.000	4834
9,5	3,8 ÷ 8	4 ÷ 16	M3-95-12.5-WH1	M3-95-12.5-YE1	12,5	4	2.000	4840
			M3-95-25-WH1	M3-95-25-YE1	25	2	1.000	4842
			M3-95-50-WH1	M3-95-50-YE1	50	1	500	4844
12,7	4,85 ÷ 11	6 ÷ 35	M3-127-12.5-WH1	M3-127-12.5-YE1	12,5	4	2.000	4850
			M3-127-25-WH1	M3-127-25-YE1	25	2	1.000	4852
			M3-127-50-WH1	M3-127-50-YE1	50	1	500	4854
19	7 ÷ 17	16 ÷ 50	M3-190-50-WH1	M3-190-50-YE1	50	1	500	4864
25,4	9 ÷ 23	25 ÷ 120	M3-254-50-WH1	M3-254-50-YE1	50	1	300	4874

THERMAL TRANSFER SYSTEM FOR ROLL MEDIA



LADDER, ON BOTH SIDES

TERMO-ROLL M3

irradiated
PO **-55°C** **+135°C**



Internal Ø before shrinking mm	Cable ext. Ø range mm	Cable c.s.a range mm ²	Type		Length mm	Tubes per step	Quantity	SW Code
			white	yellow				
2,4	1 ÷ 2,2	0,25 ÷ 0,5	M3-24-25-WH2	M3-24-25-YE2	25	2	2.000	4802
			M3-24-50-WH2	M3-24-50-YE2	50	1	1.000	4804
3,2	1,2 ÷ 2,8	0,25 ÷ 1	M3-32-25-WH2	M3-32-25-YE2	25	2	2.000	4812
			M3-32-50-WH2	M3-32-50-YE2	50	1	1.000	4814
4,8	1,8 ÷ 4,2	0,5 ÷ 2,5	M3-48-25-WH2	M3-48-25-YE2	25	2	2.000	4822
			M3-48-50-WH2	M3-48-50-YE2	50	1	1.000	4824
6,4	2,5 ÷ 5,8	1 ÷ 6	M3-64-25-WH2	M3-64-25-YE2	25	2	2.000	4832
			M3-64-50-WH2	M3-64-50-YE2	50	1	1.000	4834
9,5	3,8 ÷ 8	4 ÷ 16	M3-95-25-WH2	M3-95-25-YE2	25	2	1.000	4842
			M3-95-50-WH2	M3-95-50-YE2	50	1	500	4844
12,7	4,85 ÷ 11	6 ÷ 35	M3-127-25-WH2	M3-127-25-YE2	25	2	1.000	4852
			M3-127-50-WH2	M3-127-50-YE2	50	1	500	4854
19	7 ÷ 17	16 ÷ 50	M3-190-25-WH2	M3-190-25-YE2	25	2	1.000	4862
			M3-190-50-WH2	M3-190-50-YE2	50	1	500	4864
25,4	9 ÷ 23	25 ÷ 120	M3-254-25-WH2	M3-254-25-YE2	25	2	600	4872
			M3-254-50-WH2	M3-254-50-YE2	50	1	300	4874

irradiated
PO **-55°C** **+135°C**



Internal Ø before shrinking mm	Cable ext. Ø range mm	Cable c.s.a range mm ²	Type		Length m	Quantity	SW Code
			white	yellow			
2,4	1 ÷ 2,2	0,25 ÷ 0,5	M3-24-WH3		20	1	7000
			M3-24-WH3-50*		50	1	7000
3,2	1,2 ÷ 2,8	0,25 ÷ 1	M3-32-WH3		20	1	7010
			M3-32-WH3-100*		100	1	7010
4,8	1,8 ÷ 4,2	0,5 ÷ 2,5	M3-48-WH3	M3-48-YE3	20	1	7020
			M3-48-WH3-100*		100	1	7020
6,4	2,5 ÷ 5,8	1 ÷ 6	M3-64-WH3	M3-64-YE3	20	1	7030
			M3-64-WH3-100*		100	1	7030
9,5	3,8 ÷ 8	4 ÷ 16	M3-95-WH3	M3-95-YE3	15	1	7040
			M3-95-WH3-100*		100	1	7040
12,7	4,8 ÷ 11	6 ÷ 35	M3-127-WH3	M3-127-YE3	15	1	7050
			M3-127-WH3-100*		100	1	7050
19	7 ÷ 17	16 ÷ 50	M3-190-WH3	M3-190-YE3	15	1	7060
			M3-190-WH3-100*		100	1	7060
25,4	9 ÷ 23	25 ÷ 120	M3-254-WH3	M3-254-YE3	15	1	7070

*Use with desk-dispenser DSPB-TCS (see page 56)

Insert the cable into the tube, shrink by applying a hot air flow.



heat gun EHG 2000page 56
support framepage 56
ribbonspage 57



CONTINUOUS, ON BOTH SIDES

SMP

EMBOSSER

Stainless steel tie-on tags

for aggressive environments

Stainless Steel tie-on tags for the identification of cables, wiring and ducts in arduous applications such as: offshore platforms, shipbuilding, mining, underground, petrochemical, floating units for the production, storage and unloading of oil, refineries, railway infrastructure, food industry, solar field and, in general, where high resistance to aggressive environments is essential.



Material: AISI 316L Stainless steel

Operating temperature range: up to **+800°C** (continuous)
up to **+850°C** (short periods)

Stainless Steel
AISI

Size mm	N° text lines	N° characters per lines	Max numbers of characters	Type	Metal tie max width mm	Quantity
10 x 90	1	23	23	SMP01A10X90	4,6	500
20 x 90	3	23	69	SMP01A20X90	4,6	250



Directly on components using appropriate cable ties.

Stainless Steel INOX AISI 304 cable ties.....page 82
insulated Stainless Steel INOX AISI 304 cable tiespage 83

Cembre offers a personalised embossing service for the stainless steel tie-on tags



solar fields



offshore platforms



mining



floating units



food industry



petrochemical

GX

EMBOSSER

Stainless Steel INOX AISI 304 cable ties



Unique ball locking mechanism that allows simple and rapid installation and secure locking.

High tensile strength.

Nonflammability.

Material: AISI 304 Stainless Steel

High resistance to Acetic Acid, Alkalies, Sulphuric Acid, Corrosion, etc. In general very resistant to most hostile environments.

Operating temperature range: -80°C (-112°F) to +500°C (+932°F)



Width mm	Length mm	Type	Ø max. bundle mm	Min. loop tensile strength kg	Quantity
4,5	200	GX200X4.5	50	46	100
	300	GX300X4.5	76		100
	370	GX370X4.5	102		100
	520	GX520X4.5	156		100

Installation tool

for Stainless Steel cable ties

Type 5527030079

Width up to 7,9 mm

With cutting device

Weight: 0,56 kg

Length: 180 mm



Aluminium plates GMC-AL page 71
 Stainless Steel tie-on tags SMP page 81

Insulated Stainless Steel INOX AISI 304 cable ties

Polyester coated

STAINLESS STEEL AISI 316 cable ties for the most corrosive environments, coated with Polyester for better outdoor use. Smooth surface and rounded edges to ensure cable protection and user safety.

Equipped with an original ball-type closing mechanism that allows an easy and fast installation and prevents re-opening.

High resistance to acetic and sulfuric acids, to alkaline products and resistant to corrosion in the most adverse environments.

High tensile strength. Nonflammability.

Material: AISI 316 Stainless steel, Polyester coated

Operating temperature range: -40°C (-40°F) to +150°C (+302°F)

GXAC



Stainless Steel
AISI -40°C +150°C

RoHS
 COMPLIANT
 2011/65/EU

Width mm	Length mm	Type	Ø max. bundle mm	Min. loop tensile strength kg	Quantity
4,6	125	GXAC125X4.6	38,0	46	100
	150	GXAC150X4.6	46,0		100
	200	GXAC200X4.6	61,9		100
	260	GXAC260X4.6	81,0		100
	290	GXAC290X4.6	90,6		100
	360	GXAC360X4.6	112,8		100
	520	GXAC520X4.6	163,8		100
	680	GXAC680X4.6	214,8		100
	840	GXAC840X4.6	265,7		100



Aluminium plates GMC-AL page 71
 Stainless Steel tie-on tags SMP page 81

M1011KIT

EMBOSSER

Label Embosser

for industrial-strength metal embossed labels

The industrial-strength *RhinoM1011* embosses 12 mm stainless steel and aluminum labels – with or without adhesive – that resist extreme weather, temperature, chemical and UV exposure.

This tough, durable embosser features an easy-to-use label cutting handle that cuts square or rounded edges, hole and cable tie punches, a trailing-edge measuring gauge and a rugged cast-aluminum frame to withstand tough working conditions.

With a deep emboss to ensure excellent character legibility, the *RhinoM1011* is every bit as tough and durable as the labels it creates.



M1011KIT includes:

- *M1011 Label Embosser with a horizontal Character Wheel and a reverse Image Character Wheel*
- *One non-Adhesive Aluminum Labels Roll 12 mm x 3.5 m 32500*
- *One non-Adhesive Stainless Steel Labels Roll 12 mm x 5 m 31000*
- *Hard Carry Case*

Metallic ribbons

for embosser RhinoM1011



Size mm	Self adhesive	Type	Material	Rolls	Quantity
12 x 6,4		32500	Stainless Steel	10	1
12 x 4,8		31000	Aluminium	10	1
12 x 3,65	✓	35800	Aluminium	10	1

MANUAL SYSTEM

Manual cable marking system

Provides alternative manual systems for identifying cables, tubes, conduit, components and equipment.

- *PMP push in cable markers*
- *RMS and FMS push on ring cable markers & flat ring markers*
- *SM snap on cable markers*

PUSH IN CABLE MARKERS WITH HOLDERS

PMP markers are very simple to use: the appropriate characters are collected in order on the insertion tool then pushed into the transparent holder mounted on the cable.

PUSH ON RING CABLE MARKERS & FLAT RING MARKERS

RMS push on ring cable markers available in four range-taking sizes for marking cables with external diameters from 1,3 to 16 mm (0.05 to 0.62 in.)

FMS flat ring markers printed black on yellow, push onto tie on carriers for attachment to large diameter cables, etc.

LABELS

Alphanumeric signs in PVC film.

SNAP ON CABLE MARKERS

Minimum overall size snap on cable markers are particularly useful for applications where there is limited space between cables. It is unquestionably the best solution for small cross section conductors and for local network cables and can be fitted even after the conductors are connected.

Indispensable for identifying already completed wiring!

RINGCABLESYS



PMP-30



MANUAL SYSTEM

Push in cable markers

Polyamide, in strips

PMP markers are very simple to use: the appropriate characters are collected in order on the insertion tool then pushed into the transparent holder mounted on the cable.

Once inserted, the characters are protected from degradation by Water, Alcohol, Acids, Alkalis and numerous Solvents.

Characters are available printed in black on white or yellow backgrounds, or colour coded according IEC Standard 757.

PM transparent marker holders can be premounted on cables for later insertion of marking characters without affecting the wiring.

PM transparent holders, in seven range-taking sizes, for identifying cables from 0,10 to 240 mm². PM-ET self adhesive transparent holders for identifying components and equipment.

PA6.6 30°C 90°C

UL94 V2 RoHS COMPLIANT 2011/65/EU

Printed	Type		Quantity	Printed	Type		Quantity	Printed	Type		Quantity
	white	yellow			white	yellow			white	yellow	
0	23129-0	23124-0	500	P	23129-P	23124-P	500	0	23120-0	500	
1	23129-1	23124-1	500	Q	23129-Q	23124-Q	500		23123-	500	
2	23129-2	23124-2	500	R	23129-R	23124-R	500	1	23121-1	500	
3	23129-3	23124-3	500	S	23129-S	23124-S	500		23121-	500	
4	23129-4	23124-4	500	T	23129-T	23124-T	500	2	23122-2	500	
5	23129-5	23124-5	500	U	23129-U	23124-U	500	+	23122-PLS	500	
6	23129-6	23124-6	500	V	23129-V	23124-V	500		23122-	500	
7	23129-7	23124-7	500	W	23129-W	23124-W	500	3	23123-3	500	
8	23129-8	23124-8	500	X	23129-X	23124-X	500		23123-	500	
9	23129-9	23124-9	500	Y	23129-Y	23124-Y	500	5	23125-5	500	
A	23129-A	23124-A	500	Z	23129-Z	23124-Z	500		23125-	500	
B	23129-B	23124-B	500		23129-	23124-	500	6	23126-6	500	
C	23129-C	23124-C	500	+	23129-PLS	23124-PLS	500	-	23126-MNS	500	
D	23129-D	23124-D	500	-	23129-MNS	23124-MNS	500		23126-	500	
E	23129-E	23124-E	500	=	23129-EQL	23124-EQL	500	7	23127-7	500	
F	23129-F	23124-F	500	~	23129-AC	23124-AC	500		23127-	500	
G	23129-G	23124-G	500	.	23129-DOT	23124-DOT	500	8	23128-8	500	
H	23129-H	23124-H	500	,	23129-COM	23124-COM	500		23128-	500	
I	23129-I	23124-I	500	/	23129-STK	23124-STK	500				
J	23129-J	23124-J	500	:	23129-CLN	23124-CLN	500				
K	23129-K	23124-K	500	Δ	23129-DELTA	23124-DELTA	500				
L	23129-L	23124-L	500	⋈	23129-STAR	23124-STAR	500				
M	23129-M	23124-M	500	∅	23129-DIA	23124-DIA	500				
N	23129-N	23124-N	500	⊥	23129-GND	23124-GND	500				
O	23129-O	23124-O	500								

PMP-30

Material: Polyamide 6.6, self extinguishing. Excellent stability and mechanical strength, high temperature resistance

Operating temperature range: -30°C (-22°F) to +90°C (+194°F)

Tools for markers PMP-30



Family	Description	Type	Tab length mm	Quantity
PMP-SMT	insertion tool	990005	15	1
		990006	20	1
PMP-ET	extraction tool	9900018	15	1

Carriers for markers PMP-30

Each modular carrier for PMP-30 can hold 5 strips of markers. Modules may be combined ad infinitum.

PMP-ST 990002 carrier set, consisting of 5 modules (for 25 strips, 500 markers) is supplied with non-slip rubber feet.

The marker strip is inserted vertically, with no risk of loss of markers.

Family	Description	Type	Strips accommodated	Quantity
PMP-ST	single module	990001	5	1
	carrier set	990002	25	1

Family	Type	Quantity
STARTKIT	990050	1
	990051L	1

STARTkit PMP-30

for holders PM

The kits contain:

- PMP-30 characters, black on white (numbers, letter and symbols)
- PM transparent holders
- 1x PMP-ST carrier set for 25 strips
- 1x insertion tool PMP-SMT length 15 mm

Product Family	Product Type	Type 990050	Type 990051L
		Quantity	Quantity
PMP-30	23129-0	500	100
	23129-1	500	100
	23129-2	500	100
	23129-3	500	100
	23129-4	500	100
	23129-5	500	100
	23129-6	500	100
	23129-7	500	100
	23129-8	500	100
	23129-9	500	100
	23129-R	500	100
	23129-S	500	100
	23129-T	500	100
	23129-U	500	100
	23129-V	500	100
	23129-W	500	100
	23129-X	500	100
	23129-Y	500	100
	23129-Z	500	100
	23129-N	500	100
23129-PLS	500	100	
23129-MNS	500	100	
23129-EQL	500	100	
23129-AC	500	100	
23129-GND	500	100	
PM-01	50112	1.000	1.000
PM-02	50212	1.000	1.000
PM-03	50312	500	500
PM-04	50411	500	
PMP-ST	990002	1	1
PMP-SMT	990005	1	1



tag holders PM.....	page 115
tag holders light PM-L.....	page 119
tag holders PM-AC.....	page 122
tag holders PM-ET.....	page 121
tag holders PM-DT.....	page 124



RMS-01



MANUAL SYSTEM

Push on ring cable markers

alphanumeric

RMS push on ring cable markers available in four range-taking sizes for marking cables with external diameters from 1,3 to 16 mm.

Characters are printed in black on a white or yellow background, or according to the IEC 757 colour code for numbered or unprinted versions. Made from soft PVC, self extinguishing according to V0 (UL 94), they are chevron cut for perfect alignment on the conductor.

Characters are printed by a hot process, making a slight impression in the material to maintain indelible marking over time.

Material: Soft PVC, self extinguishing according to class V0: UL 94

Operating temperature range: -30°C (-22°F) to +90°C (+194°F)

Cable ext. Ø range 1,3 ÷ 3 mm

C.s.a range 0,35 ÷ 1 mm²



Printed	Type		Quantity bag	Printed	Type		Quantity bag	Printed	Type		Quantity bag
	white	yellow			white	yellow			white	yellow	
0	59549-0	59544-0	1.000	R	59549-R	59544-R	1.000	0	59540-0	1.000	
1	59549-1	59544-1	1.000	S	59549-S	59544-S	1.000		59540-	1.000	
2	59549-2	59544-2	1.000	T	59549-T	59544-T	1.000	1	59541-1	1.000	
3	59549-3	59544-3	1.000	U	59549-U	59544-U	1.000		59541-	1.000	
4	59549-4	59544-4	1.000	V	59549-V	59544-V	1.000	2	59542-2	1.000	
5	59549-5	59544-5	1.000	W	59549-W	59544-W	1.000	+	59542-PLS	1.000	
6	59549-6	59544-6	1.000	X	59549-X	59544-X	1.000		59542-	1.000	
7	59549-7	59544-7	1.000	Y	59549-Y	59544-Y	1.000	3	59543-3	1.000	
8	59549-8	59544-8	1.000	Z	59549-Z	59544-Z	1.000		59543-	1.000	
9	59549-9	59544-9	1.000		59549-	59544-	1.000	5	59545-5	1.000	
A	59549-A	59544-A	1.000	+	59549-PLS	59544-PLS	1.000		59545-	1.000	
B	59549-B	59544-B	1.000	-	59549-MNS	59544-MNS	1.000	6	59546-6	1.000	
C	59549-C	59544-C	1.000	=	59549-EQL	59544-EQL	1.000	-	59546-MNS	1.000	
D	59549-D	59544-D	1.000	/	59549-STK	59544-STK	1.000		59546-	1.000	
E	59549-E	59544-E	1.000	.	59549-DOT	59544-DOT	1.000	7	59547-7	1.000	
F	59549-F	59544-F	1.000	,	59549-COM	59544-COM	1.000		59547-	1.000	
G	59549-G	59544-G	1.000	:	59549-CLN	59544-CLN	1.000	8	59548-8	1.000	
H	59549-H	59544-H	1.000	;	59549-SCLN	59544-SCLN	1.000		59548-	1.000	
I	59549-I	59544-I	1.000	⊥	59549-GND	59544-GND	1.000				
J	59549-J	59544-J	1.000	⊕	59549-GNDP	59544-GNDP	1.000				
K	59549-K	59544-K	1.000	~	59549-AC	59544-AC	1.000				
L	59549-L	59544-L	1.000	Ω	59549-OHM	59544-OHM	1.000				
M	59549-M	59544-M	1.000	*	59549-AST	59544-AST	1.000				
N	59549-N	59544-N	1.000	Δ	59549-DELTA	59544-DELTA	1.000				
O	59549-O	59544-O	1.000	⋈	59549-STAR	59544-STAR	1.000				
P	59549-P	59544-P	1.000	∅	59549-DIA	59544-DIA	1.000				
Q	59549-Q	59544-Q	1.000								





Printed	Type		Quantity reel	Printed	Type		Quantity reel
	white	yellow			white	yellow	
0	59349-0	59344-0	1.000	R	59349-R	59344-R	1.000
1	59349-1	59344-1	1.000	S	59349-S	59344-S	1.000
2	59349-2	59344-2	1.000	T	59349-T	59344-T	1.000
3	59349-3	59344-3	1.000	U	59349-U	59344-U	1.000
4	59349-4	59344-4	1.000	V	59349-V	59344-V	1.000
5	59349-5	59344-5	1.000	W	59349-W	59344-W	1.000
6	59349-6	59344-6	1.000	X	59349-X	59344-X	1.000
7	59349-7	59344-7	1.000	Y	59349-Y	59344-Y	1.000
8	59349-8	59344-8	1.000	Z	59349-Z	59344-Z	1.000
9	59349-9	59344-9	1.000		59349-	59344-	1.000
A	59349-A	59344-A	1.000	+	59349-PLS	59344-PLS	1.000
B	59349-B	59344-B	1.000	-	59349-MNS	59344-MNS	1.000
C	59349-C	59344-C	1.000	=	59349-EQL	59344-EQL	1.000
D	59349-D	59344-D	1.000	/	59349-STK	59344-STK	1.000
E	59349-E	59344-E	1.000	.	59349-DOT	59344-DOT	1.000
F	59349-F	59344-F	1.000	,	59349-COM	59344-COM	1.000
G	59349-G	59344-G	1.000	:	59349-CLN	59344-CLN	1.000
H	59349-H	59344-H	1.000	;	59349-SCLN	59344-SCLN	1.000
I	59349-I	59344-I	1.000	⊥	59349-GND	59344-GND	1.000
J	59349-J	59344-J	1.000	⊕	59349-GNDP	59344-GNDP	1.000
K	59349-K	59344-K	1.000	~	59349-AC	59344-AC	1.000
L	59349-L	59344-L	1.000	Ω	59349-OHM	59344-OHM	1.000
M	59349-M	59344-M	1.000	*	59349-AST	59344-AST	1.000
N	59349-N	59344-N	1.000	Δ	59349-DELTA	59344-DELTA	1.000
O	59349-O	59344-O	1.000	∧	59349-STAR	59344-STAR	1.000
P	59349-P	59344-P	1.000	∅	59349-DIA	59344-DIA	1.000
Q	59349-Q	59344-Q	1.000				



Insertion tool for push on ring cable markers

Family	Type	For push on ring cable markers	Quantity
RMT-01	990023	RMS-01	1
RMT-02	990024	RMS-02	1
RMT-03	990025	RMS-03	1

Directly on the cable.



toolspage 89



RMS-02



MANUAL SYSTEM

Push on ring cable markers

alphanumeric

RMS push on ring cable markers available in four range-taking sizes for marking cables with external diameters from 1,3 to 16 mm.

Characters are printed in black on a white or yellow background, or according to the IEC 757 colour code for numbered or unprinted versions. Made from soft PVC, self extinguishing according to V0 (UL 94), they are chevron cut for perfect alignment on the conductor.

Characters are printed by a hot process, making a slight impression in the material to maintain indelible marking over time.

Material: Soft PVC, self extinguishing according to class V0: UL 94

Operating temperature range: -30°C (-22°F) to +90°C (+194°F)

Cable ext. Ø range 2,5 ÷ 5 mm

C.s.a range 1,5 ÷ 4 mm²



Printed	Type		Quantity bag	Printed	Type		Quantity bag	Printed	Type		Quantity bag
	white	yellow			white	yellow			white	yellow	
0	59649-0	59644-0	1.000	R	59649-R	59644-R	1.000	0	59640-0	1.000	
1	59649-1	59644-1	1.000	S	59649-S	59644-S	1.000		59640-	1.000	
2	59649-2	59644-2	1.000	T	59649-T	59644-T	1.000	1	59641-1	1.000	
3	59649-3	59644-3	1.000	U	59649-U	59644-U	1.000		59641-	1.000	
4	59649-4	59644-4	1.000	V	59649-V	59644-V	1.000	2	59642-2	1.000	
5	59649-5	59644-5	1.000	W	59649-W	59644-W	1.000	+	59642-PLS	1.000	
6	59649-6	59644-6	1.000	X	59649-X	59644-X	1.000		59642-	1.000	
7	59649-7	59644-7	1.000	Y	59649-Y	59644-Y	1.000	3	59643-3	1.000	
8	59649-8	59644-8	1.000	Z	59649-Z	59644-Z	1.000		59643-	1.000	
9	59649-9	59644-9	1.000		59649-	59644-	1.000	5	59645-5	1.000	
A	59649-A	59644-A	1.000	+	59649-PLS	59644-PLS	1.000		59645-	1.000	
B	59649-B	59644-B	1.000	-	59649-MNS	59644-MNS	1.000	6	59646-6	1.000	
C	59649-C	59644-C	1.000	=	59649-EQL	59644-EQL	1.000	-	59646-MNS	1.000	
D	59649-D	59644-D	1.000	/	59649-STK	59644-STK	1.000		59646-	1.000	
E	59649-E	59644-E	1.000	.	59649-DOT	59644-DOT	1.000	7	59647-7	1.000	
F	59649-F	59644-F	1.000	,	59649-COM	59644-COM	1.000		59647-	1.000	
G	59649-G	59644-G	1.000	:	59649-CLN	59644-CLN	1.000	8	59648-8	1.000	
H	59649-H	59644-H	1.000	;	59649-SCLN	59644-SCLN	1.000		59648-	1.000	
I	59649-I	59644-I	1.000	⊥	59649-GND	59644-GND	1.000				
J	59649-J	59644-J	1.000	⊕	59649-GNDP	59644-GNDP	1.000				
K	59649-K	59644-K	1.000	~	59649-AC	59644-AC	1.000				
L	59649-L	59644-L	1.000	Ω	59649-OHM	59644-OHM	1.000				
M	59649-M	59644-M	1.000	*	59649-AST	59644-AST	1.000				
N	59649-N	59644-N	1.000	Δ	59649-DELTA	59644-DELTA	1.000				
O	59649-O	59644-O	1.000	∩	59649-STAR	59644-STAR	1.000				
P	59649-P	59644-P	1.000	∅	59649-DIA	59644-DIA	1.000				
Q	59649-Q	59644-Q	1.000								



RMS-02



plasticised
PVC **-30°C** **+90°C**

UL94
VO **RoHS**
 COMPLIANT
 2011/65/EU

Printed	Type		Quantity reel	Printed	Type		Quantity reel
	white	yellow			white	yellow	
0	59449-0	59444-0	1.000	R	59449-R	59444-R	1.000
1	59449-1	59444-1	1.000	S	59449-S	59444-S	1.000
2	59449-2	59444-2	1.000	T	59449-T	59444-T	1.000
3	59449-3	59444-3	1.000	U	59449-U	59444-U	1.000
4	59449-4	59444-4	1.000	V	59449-V	59444-V	1.000
5	59449-5	59444-5	1.000	W	59449-W	59444-W	1.000
6	59449-6	59444-6	1.000	X	59449-X	59444-X	1.000
7	59449-7	59444-7	1.000	Y	59449-Y	59444-Y	1.000
8	59449-8	59444-8	1.000	Z	59449-Z	59444-Z	1.000
9	59449-9	59444-9	1.000		59449-	59444-	1.000
A	59449-A	59444-A	1.000	+	59449-PLS	59444-PLS	1.000
B	59449-B	59444-B	1.000	-	59449-MNS	59444-MNS	1.000
C	59449-C	59444-C	1.000	=	59449-EQL	59444-EQL	1.000
D	59449-D	59444-D	1.000	/	59449-STK	59444-STK	1.000
E	59449-E	59444-E	1.000	.	59449-DOT	59444-DOT	1.000
F	59449-F	59444-F	1.000	,	59449-COM	59444-COM	1.000
G	59449-G	59444-G	1.000	:	59449-CLN	59444-CLN	1.000
H	59449-H	59444-H	1.000	;	59449-SCLN	59444-SCLN	1.000
I	59449-I	59444-I	1.000	⊥	59449-GND	59444-GND	1.000
J	59449-J	59444-J	1.000	⊕	59449-GNDP	59444-GNDP	1.000
K	59449-K	59444-K	1.000	~	59449-AC	59444-AC	1.000
L	59449-L	59444-L	1.000	Ω	59449-OHM	59444-OHM	1.000
M	59449-M	59444-M	1.000	*	59449-AST	59444-AST	1.000
N	59449-N	59444-N	1.000	Δ	59449-DELTA	59444-DELTA	1.000
O	59449-O	59444-O	1.000	∧	59449-STAR	59444-STAR	1.000
P	59449-P	59444-P	1.000	∅	59449-DIA	59444-DIA	1.000
Q	59449-Q	59444-Q	1.000				




MANUAL SYSTEM

Directly on the cable.



toolspage 89



RMS-03



MANUAL SYSTEM

Push on ring cable markers

alphanumeric

RMS push on ring cable markers available in four range-taking sizes for marking cables with external diameters from 1,3 to 16 mm.

Characters are printed in black on a white or yellow background, or according to the IEC 757 colour code for numbered or unprinted versions. Made from soft PVC, self extinguishing according to V0 (UL 94), they are chevron cut for perfect alignment on the conductor.

Characters are printed by a hot process, making a slight impression in the material to maintain indelible marking over time.

Material: Soft PVC, self extinguishing according to class V0: UL 94

Operating temperature range: -30°C (-22°F) to +90°C (+194°F)

Cable ext. Ø range 4 ÷ 10 mm

C.s.a range 4 ÷ 16 mm²



Printed	Type		Quantity bag	Printed	Type		Quantity bag	Printed	Type		Quantity bag
	white	yellow			white	yellow			white	yellow	
0	59749-0	59744-0	500	R	59749-R	59744-R	500	0	59740-0	500	
1	59749-1	59744-1	500	S	59749-S	59744-S	500		59740-	500	
2	59749-2	59744-2	500	T	59749-T	59744-T	500	1	59741-1	500	
3	59749-3	59744-3	500	U	59749-U	59744-U	500		59741-	500	
4	59749-4	59744-4	500	V	59749-V	59744-V	500	2	59742-2	500	
5	59749-5	59744-5	500	W	59749-W	59744-W	500	+	59742-PLS	500	
6	59749-6	59744-6	500	X	59749-X	59744-X	500		59742-	500	
7	59749-7	59744-7	500	Y	59749-Y	59744-Y	500	3	59743-3	500	
8	59749-8	59744-8	500	Z	59749-Z	59744-Z	500		59743-	500	
9	59749-9	59744-9	500		59749-	59744-	500	5	59745-5	500	
A	59749-A	59744-A	500	+	59749-PLS	59744-PLS	500		59745-	500	
B	59749-B	59744-B	500	-	59749-MNS	59744-MNS	500	6	59746-6	500	
C	59749-C	59744-C	500	=	59749-EQL	59744-EQL	500	-	59746-MNS	500	
D	59749-D	59744-D	500	/	59749-STK	59744-STK	500		59746-	500	
E	59749-E	59744-E	500	.	59749-DOT	59744-DOT	500	7	59747-7	500	
F	59749-F	59744-F	500	,	59749-COM	59744-COM	500		59747-	500	
G	59749-G	59744-G	500	:	59749-CLN	59744-CLN	500	8	59748-8	500	
H	59749-H	59744-H	500	;	59749-SCLN	59744-SCLN	500		59748-	500	
I	59749-I	59744-I	500	⊥	59749-GND	59744-GND	500				
J	59749-J	59744-J	500	⊕	59749-GNDP	59744-GNDP	500				
K	59749-K	59744-K	500	~	59749-AC	59744-AC	500				
L	59749-L	59744-L	500	Ω	59749-OHM	59744-OHM	500				
M	59749-M	59744-M	500	*	59749-AST	59744-AST	500				
N	59749-N	59744-N	500	Δ	59749-DELTA	59744-DELTA	500				
O	59749-O	59744-O	500	∩	59749-STAR	59744-STAR	500				
P	59749-P	59744-P	500	∅	59749-DIA	59744-DIA	500				
Q	59749-Q	59744-Q	500								



Directly on the cable

tools page 89

Push on ring cable markers

alphanumeric

RMS push on ring cable markers available in four range-taking sizes for marking cables with external diameters from 1,3 to 16 mm.

Characters are printed in black on a white or yellow background, or according to the IEC 757 colour code for numbered or unprinted versions. Made from soft PVC, self extinguishing according to V0 (UL 94), they are chevron cut for perfect alignment on the conductor.

Characters are printed by a hot process, making a slight impression in the material to maintain indelible marking over time.

Material: Soft PVC, self extinguishing according to class V0: UL 94

Operating temperature range: -30°C (-22°F) to +90°C (+194°F)

Cable ext. Ø range 8 ÷ 16 mm

C.s.a range 16 ÷ 70 mm²

RMS-04



Printed	Type		Quantity bag	Printed	Type		Quantity bag	Printed	Type		Quantity bag
	white	yellow			white	yellow			white	yellow	
0	59849-0	59844-0	100	R	59849-R	59844-R	100	0	59840-0	100	
1	59849-1	59844-1	100	S	59849-S	59844-S	100		59840-	100	
2	59849-2	59844-2	100	T	59849-T	59844-T	100	1	59841-1	100	
3	59849-3	59844-3	100	U	59849-U	59844-U	100		59841-	100	
4	59849-4	59844-4	100	V	59849-V	59844-V	100	2	59842-2	100	
5	59849-5	59844-5	100	W	59849-W	59844-W	100	+	59842-PLS	100	
6	59849-6	59844-6	100	X	59849-X	59844-X	100		59842-	100	
7	59849-7	59844-7	100	Y	59849-Y	59844-Y	100	3	59843-3	100	
8	59849-8	59844-8	100	Z	59849-Z	59844-Z	100		59843-	100	
9	59849-9	59844-9	100		59849-	59844-	100	5	59845-5	100	
A	59849-A	59844-A	100	+	59849-PLS	59844-PLS	100		59845-	100	
B	59849-B	59844-B	100	-	59849-MNS	59844-MNS	100	6	59846-6	100	
C	59849-C	59844-C	100	=	59849-EQL	59844-EQL	100	-	59846-MNS	100	
D	59849-D	59844-D	100	/	59849-STK	59844-STK	100		59846-	100	
E	59849-E	59844-E	100	.	59849-DOT	59844-DOT	100	7	59847-7	100	
F	59849-F	59844-F	100	,	59849-COM	59844-COM	100		59847-	100	
G	59849-G	59844-G	100	:	59849-CLN	59844-CLN	100	8	59848-8	100	
H	59849-H	59844-H	100	;	59849-SCLN	59844-SCLN	100		59848-	100	
I	59849-I	59844-I	100	⊥	59849-GND	59844-GND	100				
J	59849-J	59844-J	100	⊕	59849-GNDP	59844-GNDP	100				
K	59849-K	59844-K	100	~	59849-AC	59844-AC	100				
L	59849-L	59844-L	100	Ω	59849-OHM	59844-OHM	100				
M	59849-M	59844-M	100	*	59849-AST	59844-AST	100				
N	59849-N	59844-N	100	Δ	59849-DELTA	59844-DELTA	100				
O	59849-O	59844-O	100	∩	59849-STAR	59844-STAR	100				
P	59849-P	59844-P	100	∅	59849-DIA	59844-DIA	100				
Q	59849-Q	59844-Q	100								



FMS



MANUAL SYSTEM

Push on flat ring cable markers

with tie on carriers

FMS flat ring markers printed black on yellow, push onto tie on carriers for attachment to large diameter cables, etc.

Made from soft PVC, self extinguishing according to V0 (UL 94), they are chevron cut for perfect alignment on the conductor.

Characters are printed by a hot process, making a slight impression in the material to maintain indelible marking over time.

Material: Soft PVC, self extinguishing according to class V0: UL 94

Operating temperature range: -30°C (-22°F) to +90°C (+194°F)



Length mm	Printed	Type yellow	Quantity	Length mm	Printed	Type yellow	Quantity	Length mm	Printed	Type yellow	Quantity
4	0	32274-0	500	4	J	32274-J	500	4	+	32274-PLS	500
4	1	32274-1	500	4	K	32274-K	500	4	-	32274-MNS	500
4	2	32274-2	500	4	L	32274-L	500	4	=	32274-EQL	500
4	3	32274-3	500	4	M	32274-M	500	4	/	32274-STK	500
4	4	32274-4	500	4	N	32274-N	500	4	.	32274-DOT	500
4	5	32274-5	500	4	O	32274-O	500	4	,	32274-COM	500
4	6	32274-6	500	4	P	32274-P	500	4	:	32274-CLN	500
4	7	32274-7	500	4	Q	32274-Q	500	4	;	32274-SCLN	500
4	8	32274-8	500	4	R	32274-R	500	4	⊥	32274-GND	500
4	9	32274-9	500	4	S	32274-S	500	4	⊕	32274-GNDP	500
4	A	32274-A	500	4	T	32274-T	500	4	~	32274-AC	500
4	B	32274-B	500	4	U	32274-U	500	4	Ω	32274-OHM	500
4	C	32274-C	500	4	V	32274-V	500	4	*	32274-AST	500
4	D	32274-D	500	4	W	32274-W	500	4	Δ	32274-DELTA	500
4	E	32274-E	500	4	X	32274-X	500	4	⋈	32274-STAR	500
4	F	32274-F	500	4	Y	32274-Y	500	4	∅	32274-DIA	500
4	G	32274-G	500	4	Z	32274-Z	500				
4	H	32274-H	500	4		32274-	500				
4	I	32274-I	500	40		20314	100				

Carrier for push on flat ring cable markers

tie width max 4,8mm



Family	Height mm	Length mm	Type	N° of rings	Quantity
FMH-7	9	30	990088	7	1
FMH-12	9	50	990089	12	1
FMH-18	9	70	990090	18	1

Laminated write on-tie on

pre-cut, one piece markers, tie on

For attachment by cable ties to pipes, conduits and cables with larger diameters.

A permanent marker is used to handwrite data on the tag over which an adhesive, transparent film is applied for protection.

Material: UV stabilised Polypropylene (PP) for tag.
Polyester (O-PET) for protective film.

Operating temperature range: -10°C (-14°F) to +60°C (+140°F)

Application temperature range: > +10°C (+50°F)

MS-ETF



PP
HF
-10°C
+60°C

Height mm	Length mm	Type yellow	Print area mm	Cable tie max width mm	Quantity
14	70	4810-YE	48 x 10	4,8	100
15	100	5515-YE	55 x 15	4,8	100
15	130	8515-YE	85 x 15	4,8	100




Directly on the cable.



cable ties page 128

ANS



MANUAL SYSTEM

Wraparound cable markers

self adhesive, self laminating, square corners, precut

Adhesive preprinted strips for the temporary or permanent marking of insulated and uninsulated conductors.

ANS strips may be used in the production of electric motors as the material will withstand the oven temperatures at which the insulating resins of stators and rotors are baked.

Also available with numeric and alphanumeric combinations and progressions.

Material: Polyester film. Resistant to Water, Alcohol, Oils and Atmospheric Agents. Excellent dimensional stability

Operating temperature range: -40°C (-40°F) to +150°C (+302°F)

Application temperature range: +10°C (+50°F) to +40°C (+104°F)

PET **-** **40°C** **+** **150°C**



Size mm	Printed	Type white	Strips per sheet	Quantity	Size mm	Printed	Type white	Strips per sheet	Quantity	Size mm	Printed	Type white	Strips per sheet	Quantity
8 x 65		25109-	20	300	8 x 65	X	25109-Y	20	300	8 x 65	22	25109-22	20	300
8 x 65	A	25109-A	20	300	8 x 65	Y	25109-X	20	300	8 x 65	23	25109-23	20	300
8 x 65	B	25109-B	20	300	8 x 65	Z	25109-Z	20	300	8 x 65	24	25109-24	20	300
8 x 65	C	25109-C	20	300	8 x 65	0	25109-0	20	300	8 x 65	25	25109-25	20	300
8 x 65	D	25109-D	20	300	8 x 65	1	25109-1	20	300	8 x 65	26	25109-26	20	300
8 x 65	E	25109-E	20	300	8 x 65	2	25109-2	20	300	8 x 65	27	25109-27	20	300
8 x 65	F	25109-F	20	300	8 x 65	3	25109-3	20	300	8 x 65	28	25109-28	20	300
8 x 65	G	25109-G	20	300	8 x 65	4	25109-4	20	300	8 x 65	29	25109-29	20	300
8 x 65	H	25109-H	20	300	8 x 65	5	25109-5	20	300	8 x 65	30	25109-30	20	300
8 x 65	I	25109-J	20	300	8 x 65	6	25109-6	20	300	8 x 65	31	25109-31	20	300
8 x 65	J	25109-K	20	300	8 x 65	7	25109-7	20	300	8 x 65	32	25109-32	20	300
8 x 65	K	25109-I	20	300	8 x 65	8	25109-8	20	300	8 x 65	33	25109-33	20	300
8 x 65	L	25109-L	20	300	8 x 65	9	25109-9	20	300	8 x 65	34	25109-34	20	300
8 x 65	M	25109-M	20	300	8 x 65	10	25109-10	20	300	8 x 65	35	25109-35	20	300
8 x 65	N	25109-N	20	300	8 x 65	11	25109-11	20	300	8 x 65	36	25109-36	20	300
8 x 65	Ñ	25109-Ñ	20	300	8 x 65	12	25109-12	20	300	8 x 65	37	25109-37	20	300
8 x 65	O	25109-O	20	300	8 x 65	13	25109-13	20	300	8 x 65	38	25109-38	20	300
8 x 65	P	25109-P	20	300	8 x 65	14	25109-14	20	300	8 x 65	39	25109-39	20	300
8 x 65	Q	25109-Q	20	300	8 x 65	15	25109-15	20	300	8 x 65	40	25109-40	20	300
8 x 65	R	25109-R	20	300	8 x 65	16	25109-16	20	300	8 x 65	43	25109-43	20	300
8 x 65	S	25109-S	20	300	8 x 65	17	25109-17	20	300	8 x 65	44	25109-44	20	300
8 x 65	T	25109-T	20	300	8 x 65	18	25109-18	20	300	8 x 65	45	25109-45	20	300
8 x 65	U	25109-U	20	300	8 x 65	19	25109-19	20	300	8 x 65	U1	25109-U1	20	300
8 x 65	V	25109-V	20	300	8 x 65	20	25109-20	20	300	8 x 65	U2	25109-U2	20	300
8 x 65	W	25109-W	20	300	8 x 65	21	25109-21	20	300	8 x 65	U3	25109-U3	20	300

ANS




PET - 40°C + 150°C



Size mm	Printed	Type white	Strips per sheet	Quantity	Size mm	Printed	Type white	Strips per sheet	Quantity	Size mm	Printed	Type white	Strips per sheet	Quantity
8 x 65	U4	25109-U4	20	300	8 x 65	V8	25109-V8	20	300	8 x 65	W12	25109-W12	20	300
8 x 65	U5	25109-U5	20	300	8 x 65	V9	25109-V9	20	300	8 x 65	F1	25109-F1	20	300
8 x 65	U6	25109-U6	20	300	8 x 65	V10	25109-V10	20	300	8 x 65	F2	25109-F2	20	300
8 x 65	U7	25109-U7	20	300	8 x 65	V11	25109-V11	20	300	8 x 65	X1	25109-X1	20	300
8 x 65	U8	25109-U8	20	300	8 x 65	V12	25109-V12	20	300	8 x 65	X2	25109-X2	20	300
8 x 65	U9	25109-U9	20	300	8 x 65	W1	25109-W1	20	300	8 x 65	Y1	25109-Y1	20	300
8 x 65	U10	25109-U10	20	300	8 x 65	W2	25109-W2	20	300	8 x 65	Y2	25109-Y2	20	300
8 x 65	U11	25109-U11	20	300	8 x 65	W3	25109-W3	20	300	8 x 65	Z1	25109-Z1	20	300
8 x 65	U12	25109-U12	20	300	8 x 65	W4	25109-W4	20	300	8 x 65	Z2	25109-Z2	20	300
8 x 65	V1	25109-V1	20	300	8 x 65	W5	25109-W5	20	300	8 x 65	302	25109-302	20	300
8 x 65	V2	25109-V2	20	300	8 x 65	W6	25109-W6	20	300	8 x 65	309	25109-309	20	300
8 x 65	V3	25109-V3	20	300	8 x 65	W7	25109-W7	20	300	8 x 65	310	25109-310	20	300
8 x 65	V4	25109-V4	20	300	8 x 65	W8	25109-W8	20	300	8 x 65	⊥	25109-GND	20	300
8 x 65	V5	25109-V5	20	300	8 x 65	W9	25109-W9	20	300	8 x 65	+	25109-PLS	20	300
8 x 65	V6	25109-V6	20	300	8 x 65	W10	25109-W10	20	300	8 x 65	-	25109-MNS	20	300
8 x 65	V7	25109-V7	20	300	8 x 65	W11	25109-W11	20	300					

MANUAL SYSTEM

Directly on cables.



ANL



MANUAL SYSTEM

Alphanumeric signs

Pre-printed, in PVC and Aluminium

Also available with numeric and alphanumeric combinations and progressions.

*AR: Aluminium undrilled, not adhesive, made to order.

NOTE: Sign with letter "I" is narrower.

Material: PVC film

Operating temperature range: -40°C (-40°F) to +80°C (+176°F)


Application temperature range: +10°C (+50°F) to +40°C (+104°F)

PVC 40°C 80°C



Size mm	Type yellow	Quantity	Size mm	Type yellow	Quantity
10 x 6	374101-...	500	10 x 12	374101-...	500
13 x 9	374102-...	450	13 x 18	374102-...	450
11 x 11	374114-...	300	11 x 22	374114-...	300
15 x 10	374103-...	280	15 x 20	374103-...	280
20 x 12	374104-...	240	20 x 24	374104-...	240
19 x 14	374105-...	240	19 x 28	374105-...	240
25 x 16	374106-...	120	25 x 32	374106-...	120
38 x 22	374107-...	80	38 x 44	374107-...	80
60 x 34	374108-...	25	60 x 68	374108-...	25
99 x 56	374109-...	15	99 x 112	374109-...	15
124 x 70	374110-...	10	124 x 140	374110-...	10
175 x 99	374111-...	5	175 x 198	374111-...	5
200 x 148	374112-...	1	200 x 296	374112-...	1
297 x 210	374113-...	1	297 x 420	374113-...	1

Arabic numerals	Roman numerals	Arabic numerals	Roman numerals
1	I	40	XL
2	II	50	L
3	III	60	LX
4	IV	70	LXX
5	V	80	LXXX
6	VI	90	XC
7	VII	100	C
8	VIII	150	CL
9	IX	160	CLX
10	X	200	CC
11	XI	250	CCL
12	XII	300	CCC
13	XIII	400	CD
14	XIV	500	D
15	XV	600	DC
16	XVI	700	DCC
17	XVII	800	DCCC
18	XVIII	900	CM
19	XIX	1.000	M
20	XX	2.000	MM
21	XXI	3.000	MMM
22	XXII	4.000	MMMM
30	XXX		



Directly on surface.

Cable ticket

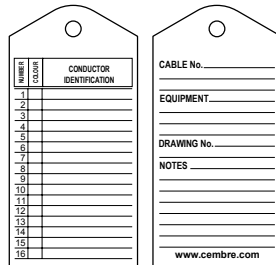
cable bundle identification

Pre-printed double-sided tags editable with appropriate marking pen for identification of multiple conductors. Affixable via cable ties.

56008 front/back



56008-GB front/back



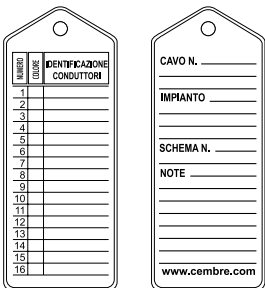
Material: Polypropylene

Operating temperature range: -30°C (-22°F) to +60°C (+140°F)

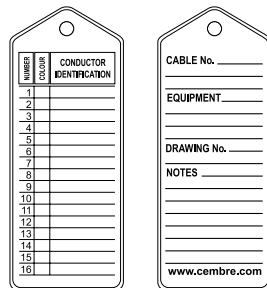


Thickness mm	Type	Size mm	Quantity
0,3	56009	50 x 100	1.000 / 100
0,5	56008	50 x 100	500 / 50
	56008-GB	50 x 100	500 / 50

56006 front/back



56006-GB front/back



Material: soft PVC

Operating temperature range: -30°C (-22°F) to +60°C (+140°F)



Thickness mm	Type	Size mm	Quantity
0,5	56006	40 x 100	500/50
	56006-GB	40 x 100	500/50

Affix by appropriate means, e.g cable tie.



cables ties.....page 128

S40390

MANUAL SYSTEM


Cable tags without holder

one piece, clip on

S40390 one piece tags require no transparent holders and are mounted on cables via the two range-taking apertures.

Tags are easily removed from the stems and partially printed sheets may be reused to avoid wastage.

- *It is advisable to select the tag based on the actual external diameter of the cable rather than its indicative c.s.a, due to variations in insulation thickness and conductor format.*



Material: Polycarbonate, Halogen Free, self extinguishing class V0: UL94.

Operating temperature range: -40°C (-40°F) to +130°C (+266°F)



Cable ext.Ø range mm	Cable c.s.a range mm ²	Size mm	Type	Printed	Tags per sheet	Quantity
2 ÷ 2,9	0,5 ÷ 1,5	4 x 12	S40390-01-RE	01	40	880
			S40390-02-GN	02	40	880
			S40390-03-YE	03	40	880
			S40390-04-BR	04	40	880
			S40390-05-BU	05	40	880
			S40390-06-VI	06	40	880
			S40390-07-PK	07	40	880
			S40390-08-OR	08	40	880
			S40390-09-GY	09	40	880
			S40390-10-BK	10	40	880
			S40390-11-LBU	11	40	880
			S40390-12-WH	12	40	880
			S40390-13-RE	13	40	880
			S40390-14-GN	14	40	880
			S40390-15-YE	15	40	880
			S40390-16-BR	16	40	880
			S40390-17-BU	17	40	880
			S40390-18-VI	18	40	880
			S40390-19-PK	19	40	880
			S40390-20-OR	20	40	880
			S40390-21-GY	21	40	880
			S40390-22-BK	22	40	880
			S40390-23-LBU	23	40	880
			S40390-24-WH	24	40	880



Directly on cables according to the diameter ranges shown in the table.

Snap on cable markers

alphanumeric

Markers are attached directly from their applicator, which is brown. The small sizes provide an ideal identification system for small-section cables, eg in electronic equipment.

Material: POM – Acetylic Resin dimensionally stable to **+106°C (+222°F)**, nondegradable and nondeformable to **-40°C (-40°F)**, Halogen Free.

Resistant to Oil, Grease, Chemical and Atmospheric Agents, Detergents, Oxalic Acids, Alkaline Solutions and Organic and Inorganic Chemical Substances. High elasticity combined with high rigidity, for optimal grip on the conductor.

Cable ext. Ø range 1 ÷ 1,4 mm (0.04 ÷ 0.05 in.)

C.s.a range 0,25 ÷ 0,35 mm² (23 ÷ 22 AWG)


SM-01



Printed	Type		Quantity	Printed	Type		Quantity	Printed	Type		Quantity
	white	yellow			white	yellow			white	yellow	
0	17900-0	17400-0	300	M	17900-M	17400-M	300	0	17000-0	300	
1	17900-1	17400-1	300	N	17900-N	17400-N	300		17000-	300	
2	17900-2	17400-2	300	O	17900-O	17400-O	300	1	17100-1	300	
3	17900-3	17400-3	300	P	17900-P	17400-P	300		17100-	300	
4	17900-4	17400-4	300	Q	17900-Q	17400-Q	300	2	17200-2	300	
5	17900-5	17400-5	300	R	17900-R	17400-R	300		17200-	300	
6	17900-6	17400-6	300	S	17900-S	17400-S	300	3	17300-3	300	
7	17900-7	17400-7	300	T	17900-T	17400-T	300		17300-	300	
8	17900-8	17400-8	300	U	17900-U	17400-U	300	5	17500-5	300	
9	17900-9	17400-9	300	V	17900-V	17400-V	300		17500-	300	
A	17900-A	17400-A	300	W	17900-W	17400-W	300	6	17600-6	300	
B	17900-B	17400-B	300	X	17900-X	17400-X	300		17600-	300	
C	17900-C	17400-C	300	Y	17900-Y	17400-Y	300	7	17700-7	300	
D	17900-D	17400-D	300	Z	17900-Z	17400-Z	300		17700-	300	
E	17900-E	17400-E	300		17900-	17400-	300	8	17800-8	300	
F	17900-F	17400-F	300	+	17900-PLS	17400-PLS	300		17800-	300	
G	17900-G	17400-G	300	-	17900-MNS	17400-MNS	300	RETROFIT? INDISPENSABLE!			
H	17900-H	17400-H	300	~	17900-AC	17400-AC	300				
I	17900-I	17400-I	300	/	17900-STK	17400-STK	300				
J	17900-J	17400-J	300	.	17900-DOT	17400-DOT	300				
K	17900-K	17400-K	300	⊥	17900-GND	17400-GND	300				
L	17900-L	17400-L	300	:	17900-CLN	17400-CLN	300				



SM-02



MANUAL SYSTEM

Snap on cable markers

alphanumeric

Markers are attached directly from their applicator, which is grey. The small sizes provide ideal identification system for small-section cables, eg in electronic equipment.

Material: POM – Acetylic Resin dimensionally stable to **+106°C (+222°F)**, nondegradable and nondeformable to **-40°C (-40°F)**, Halogen Free.

Resistant to Oil, Grease, Chemical and Atmospheric Agents, Detergents, Oxalic Acids, Alkaline Solutions and Organic and Inorganic Chemical Substances. High elasticity combined with high rigidity, for optimal grip on the conductor.

Cable ext. Ø range 1,4 ÷ 1,8 mm (0.05 ÷ 0.07 in.)

C.s.a range 0,35 ÷ 0,75 mm² (22 ÷ 18 AWG)

POM **HF** **-40°C** **+106°C**



Printed	Type		Quantity	Printed	Type		Quantity	Printed	Type		Quantity
	white	yellow			white	yellow			white	yellow	
0	17910-0	17410-0	300	M	17910-M	17410-M	300	0	17010-0	300	
1	17910-1	17410-1	300	N	17910-N	17410-N	300		17010-	300	
2	17910-2	17410-2	300	O	17910-O	17410-O	300	1	17110-1	300	
3	17910-3	17410-3	300	P	17910-P	17410-P	300		17110-	300	
4	17910-4	17410-4	300	Q	17910-Q	17410-Q	300	2	17210-2	300	
5	17910-5	17410-5	300	R	17910-R	17410-R	300		17210-	300	
6	17910-6	17410-6	300	S	17910-S	17410-S	300	3	17310-3	300	
7	17910-7	17410-7	300	T	17910-T	17410-T	300		17310-	300	
8	17910-8	17410-8	300	U	17910-U	17410-U	300	5	17510-5	300	
9	17910-9	17410-9	300	V	17910-V	17410-V	300		17510-	300	
A	17910-A	17410-A	300	W	17910-W	17410-W	300	6	17610-6	300	
B	17910-B	17410-B	300	X	17910-X	17410-X	300		17610-	300	
C	17910-C	17410-C	300	Y	17910-Y	17410-Y	300	7	17710-7	300	
D	17910-D	17410-D	300	Z	17910-Z	17410-Z	300		17710-	300	
E	17910-E	17410-E	300		17910-	17410-	300	8	17810-8	300	
F	17910-F	17410-F	300	+	17910-PLS	17410-PLS	300		17810-	300	
G	17910-G	17410-G	300	-	17910-MNS	17410-MNS	300	RETROFIT? INDISPENSABLE!			
H	17910-H	17410-H	300	~	17910-AC	17410-AC	300				
I	17910-I	17410-I	300	/	17910-STK	17410-STK	300				
J	17910-J	17410-J	300	.	17910-DOT	17410-DOT	300				
K	17910-K	17410-K	300	⊥	17910-GND	17410-GND	300				
L	17910-L	17410-L	300	:	17910-CLN	17410-CLN	300				



Snap on cable markers

alphanumeric

Markers are attached directly from their applicator, which is green.


Material: POM – Acetylic Resin dimensionally stable to **+106°C (+222°F)**, nondegradable and nondeformable to **-40°C (-40°F)**, Halogen Free.

Resistant to Oil, Grease, Chemical and Atmospheric Agents, Detergents, Oxalic Acids, Alkaline Solutions and Organic and Inorganic Chemical Substances. High elasticity combined with high rigidity, for optimal grip on the conductor.

Cable ext. Ø range 1,9 ÷ 2,65 mm (0.07 ÷ 0.10 in.)

C.s.a range 0,5 ÷ 1 mm² (20 ÷ 17 AWG)


SM-03



Printed	Type		Quantity	Printed	Type		Quantity	Printed	Type		Quantity
	white	yellow			white	yellow			white	yellow	
0	17920-0	17420-0	300	M	17920-M	17420-M	300	0	17020-0	300	
1	17920-1	17420-1	300	N	17920-N	17420-N	300		17020-	300	
2	17920-2	17420-2	300	O	17920-O	17420-O	300	1	17120-1	300	
3	17920-3	17420-3	300	P	17920-P	17420-P	300		17120-	300	
4	17920-4	17420-4	300	Q	17920-Q	17420-Q	300	2	17220-2	300	
5	17920-5	17420-5	300	R	17920-R	17420-R	300		17220-	300	
6	17920-6	17420-6	300	S	17920-S	17420-S	300	3	17320-3	300	
7	17920-7	17420-7	300	T	17920-T	17420-T	300		17320-	300	
8	17920-8	17420-8	300	U	17920-U	17420-U	300	5	17520-5	300	
9	17920-9	17420-9	300	V	17920-V	17420-V	300		17520-	300	
A	17920-A	17420-A	300	W	17920-W	17420-W	300	6	17620-6	300	
B	17920-B	17420-B	300	X	17920-X	17420-X	300		17620-	300	
C	17920-C	17420-C	300	Y	17920-Y	17420-Y	300	7	17720-7	300	
D	17920-D	17420-D	300	Z	17920-Z	17420-Z	300		17720-	300	
E	17920-E	17420-E	300		17920-	17420-	300	8	17820-8	300	
F	17920-F	17420-F	300	+	17920-PLS	17420-PLS	300		17820-	300	
G	17920-G	17420-G	300	-	17920-MNS	17420-MNS	300	RETROFIT? INDISPENSABLE!			
H	17920-H	17420-H	300	~	17920-AC	17420-AC	300				
I	17920-I	17420-I	300	/	17920-STK	17420-STK	300				
J	17920-J	17420-J	300	.	17920-DOT	17420-DOT	300				
K	17920-K	17420-K	300	⊥	17920-GND	17420-GND	300				
L	17920-L	17420-L	300	:	17920-CLN	17420-CLN	300				



SM-06



MANUAL SYSTEM

Snap on cable markers

alphanumeric

Markers are attached directly from their applicator, which is red. Printed both sides for better legibility.

Material: POM – Acetylic Resin dimensionally stable to **+106°C (+222°F)**, nondegradable and nondeformable to **-40°C (-40°F)**, Halogen Free.

Resistant to Oil, Grease, Chemical and Atmospheric Agents, Detergents, Oxalic Acids, Alkaline Solutions and Organic and Inorganic Chemical Substances. High elasticity combined with high rigidity, for optimal grip on the conductor.

Cable ext. Ø range 2,6 ÷ 3,5 mm (0.10 ÷ 0.13 in.)

C.s.a range 0,75 ÷ 1,5 mm² (18 ÷ 15 AWG)

POM HF -40°C +106°C



Printed	Type		Quantity	Printed	Type		Quantity	Printed	Type		Quantity
	white	yellow			white	yellow			white	yellow	
0	17930-0	17430-0	300	M	17930-M	17430-M	300	0	17030-0	300	
1	17930-1	17430-1	300	N	17930-N	17430-N	300		17030-	300	
2	17930-2	17430-2	300	O	17930-O	17430-O	300	1	17130-1	300	
3	17930-3	17430-3	300	P	17930-P	17430-P	300		17130-	300	
4	17930-4	17430-4	300	Q	17930-Q	17430-Q	300	2	17230-2	300	
5	17930-5	17430-5	300	R	17930-R	17430-R	300		17230-	300	
6	17930-6	17430-6	300	S	17930-S	17430-S	300	3	17330-3	300	
7	17930-7	17430-7	300	T	17930-T	17430-T	300		17330-	300	
8	17930-8	17430-8	300	U	17930-U	17430-U	300	5	17530-5	300	
9	17930-9	17430-9	300	V	17930-V	17430-V	300		17530-	300	
A	17930-A	17430-A	300	W	17930-W	17430-W	300	6	17630-6	300	
B	17930-B	17430-B	300	X	17930-X	17430-X	300		17630-	300	
C	17930-C	17430-C	300	Y	17930-Y	17430-Y	300	7	17730-7	300	
D	17930-D	17430-D	300	Z	17930-Z	17430-Z	300		17730-	300	
E	17930-E	17430-E	300		17930-	17430-	300	8	17830-8	300	
F	17930-F	17430-F	300	+	17930-PLS	17430-PLS	300		17830-	300	
G	17930-G	17430-G	300	-	17930-MNS	17430-MNS	300	RETROFIT? INDISPENSABLE!			
H	17930-H	17430-H	300	~	17930-AC	17430-AC	300				
I	17930-I	17430-I	300	/	17930-STK	17430-STK	300				
J	17930-J	17430-J	300	.	17930-DOT	17430-DOT	300				
K	17930-K	17430-K	300	⊥	17930-GND	17430-GND	300				
L	17930-L	17430-L	300	:	17930-CLN	17430-CLN	300				



Snap on cable markers

alphanumeric


The number of 30 Markers are attached directly from their applicator, which is blue. Printed both sides for better legibility.

Material: POM – Acetylic Resin dimensionally stable to +106°C (+222°F), nondegradable and nondeformable to -40°C (-40°F), Halogen Free.

Resistant to Oil, Grease, Chemical and Atmospheric Agents, Detergents, Oxalic Acids, Alkaline Solutions and Organic and Inorganic Chemical Substances. High elasticity combined with high rigidity, for optimal grip on the conductor.

Cable ext. Ø range 3,25 ÷ 4,5 mm (0.13 ÷ 0.17 in.)


C.s.a range 1,5 ÷ 2,5 mm² (15 ÷ 13 AWG)



Printed	Type		Quantity	Printed	Type		Quantity	Printed	Type		Quantity
	white	yellow			white	yellow			white	yellow	
0	17940-0	17440-0	300	M	17940-M	17440-M	300	0	17040-0	300	
1	17940-1	17440-1	300	N	17940-N	17440-N	300		17040-	300	
2	17940-2	17440-2	300	O	17940-O	17440-O	300	1	17140-1	300	
3	17940-3	17440-3	300	P	17940-P	17440-P	300		17140-	300	
4	17940-4	17440-4	300	Q	17940-Q	17440-Q	300	2	17240-2	300	
5	17940-5	17440-5	300	R	17940-R	17440-R	300		17240-	300	
6	17940-6	17440-6	300	S	17940-S	17440-S	300	3	17340-3	300	
7	17940-7	17440-7	300	T	17940-T	17440-T	300		17340-	300	
8	17940-8	17440-8	300	U	17940-U	17440-U	300	5	17540-5	300	
9	17940-9	17440-9	300	V	17940-V	17440-V	300		17540-	300	
A	17940-A	17440-A	300	W	17940-W	17440-W	300	6	17640-6	300	
B	17940-B	17440-B	300	X	17940-X	17440-X	300		17640-	300	
C	17940-C	17440-C	300	Y	17940-Y	17440-Y	300	7	17740-7	300	
D	17940-D	17440-D	300	Z	17940-Z	17440-Z	300		17740-	300	
E	17940-E	17440-E	300		17940-	17440-	300	8	17840-8	300	
F	17940-F	17440-F	300	+	17940-PLS	17440-PLS	300		17840-	300	
G	17940-G	17440-G	300	-	17940-MNS	17440-MNS	300	RETROFIT? INDISPENSABLE!			
H	17940-H	17440-H	300	~	17940-AC	17440-AC	300				
I	17940-I	17440-I	300	/	17940-STK	17440-STK	300				
J	17940-J	17440-J	300	.	17940-DOT	17440-DOT	300				
K	17940-K	17440-K	300	⊥	17940-GND	17440-GND	300				
L	17940-L	17440-L	300	:	17940-CLN	17440-CLN	300				



SM-12



MANUAL SYSTEM

Snap on cable markers

alphanumeric

Markers are attached directly from their applicator, which is yellow. They are particularly recommended for identifying the connecting cables of IT networks.

Material: POM – Acetylic Resin dimensionally stable to $+106^{\circ}\text{C}$ ($+222^{\circ}\text{F}$), nondegradable and nondeformable to -40°C (-40°F), Halogen Free.

Resistant to Oil, Grease, Chemical and Atmospheric Agents, Detergents, Oxalic Acids, Alkaline Solutions and Organic and Inorganic Chemical Substances. High elasticity combined with high rigidity, for optimal grip on the conductor.

Cable ext. Ø range 4,5 ÷ 6 mm (0.17 ÷ 0.23 in.)

C.s.a range 4 ÷ 6 mm² (11 ÷ 10 AWG)



Printed	Type		Quantity	Printed	Type		Quantity	Printed	Type		Quantity
	white	yellow			white	yellow			white	yellow	
0	17950-0	17450-0	300	M	17950-M	17450-M	300	0	17050-0	300	
1	17950-1	17450-1	300	N	17950-N	17450-N	300		17050-	300	
2	17950-2	17450-2	300	O	17950-O	17450-O	300	1	17150-1	300	
3	17950-3	17450-3	300	P	17950-P	17450-P	300		17150-	300	
4	17950-4	17450-4	300	Q	17950-Q	17450-Q	300	2	17250-2	300	
5	17950-5	17450-5	300	R	17950-R	17450-R	300	+	17250-PLS	300	
6	17950-6	17450-6	300	S	17950-S	17450-S	300		17250-	300	
7	17950-7	17450-7	300	T	17950-T	17450-T	300	3	17350-3	300	
8	17950-8	17450-8	300	U	17950-U	17450-U	300		17350-	300	
9	17950-9	17450-9	300	V	17950-V	17450-V	300	5	17550-5	300	
A	17950-A	17450-A	300	W	17950-W	17450-W	300		17550-	300	
B	17950-B	17450-B	300	X	17950-X	17450-X	300	6	17650-6	300	
C	17950-C	17450-C	300	Y	17950-Y	17450-Y	300		17650-	300	
D	17950-D	17450-D	300	Z	17950-Z	17450-Z	300	7	17750-7	300	
E	17950-E	17450-E	300		17950-	17450-	300		17750-	300	
F	17950-F	17450-F	300	+	17950-PLS	17450-PLS	300	8	17850-8	300	
G	17950-G	17450-G	300	-	17950-MNS	17450-MNS	300		17850-	300	
H	17950-H	17450-H	300	~	17950-AC	17450-AC	300	RETROFIT? INDISPENSABLE!			
I	17950-I	17450-I	300	/	17950-STK	17450-STK	300				
J	17950-J	17450-J	300	.	17950-DOT	17450-DOT	300				
K	17950-K	17450-K	300	⊥	17950-GND	17450-GND	300				
L	17950-L	17450-L	300	:	17950-CLN	17450-CLN	300				



Snap on cable markers

alphanumeric

Loose cable markers, particularly recommended for identifying the connecting cables of IT networks.

Material: POM – Acetylic Resin dimensionally stable to **+106°C (+222°F)**, nondegradable and nondeformable to **-40°C (-40°F)**, Halogen Free.

Resistant to Oil, Grease, Chemical and Atmospheric Agents, Detergents, Oxalic Acids, Alkaline Solutions and Organic and Inorganic Chemical Substances. High elasticity combined with high rigidity, for optimal grip on the conductor.

Cable ext. Ø range 5,8 ÷ 8,5 mm (0.22 ÷ 0.33 in.)

C.s.a range 10 ÷ 16 mm² (7 ÷ 5 AWG)



Printed	Type		Quantity bag	Printed	Type		Quantity bag	Printed	Type		Quantity bag
	white	yellow			white	yellow			white	yellow	
0	17960-0	17460-0	50	M	17960-M	17460-M	50	0	17060-0	50	
1	17960-1	17460-1	50	N	17960-N	17460-N	50		17060-	50	
2	17960-2	17460-2	50	O	17960-O	17460-O	50	1	17160-1	50	
3	17960-3	17460-3	50	P	17960-P	17460-P	50		17160-	50	
4	17960-4	17460-4	50	Q	17960-Q	17460-Q	50	2	17260-2	50	
5	17960-5	17460-5	50	R	17960-R	17460-R	50		17260-	50	
6	17960-6	17460-6	50	S	17960-S	17460-S	50	3	17360-3	50	
7	17960-7	17460-7	50	T	17960-T	17460-T	50		17360-	50	
8	17960-8	17460-8	50	U	17960-U	17460-U	50	5	17560-5	50	
9	17960-9	17460-9	50	V	17960-V	17460-V	50		17560-	50	
A	17960-A	17460-A	50	W	17960-W	17460-W	50	6	17660-6	50	
B	17960-B	17460-B	50	X	17960-X	17460-X	50		17660-	50	
C	17960-C	17460-C	50	Y	17960-Y	17460-Y	50	7	17760-7	50	
D	17960-D	17460-D	50	Z	17960-Z	17460-Z	50		17760-	50	
E	17960-E	17460-E	50		17960-	17460-	50	8	17860-8	50	
F	17960-F	17460-F	50	+	17960-PLS	17460-PLS	50		17860-	50	
G	17960-G	17460-G	50	-	17960-MNS	17460-MNS	50				
H	17960-H	17460-H	50	~	17960-AC	17460-AC	50				
I	17960-I	17460-I	50	/	17960-STK	17460-STK	50				
J	17960-J	17460-J	50	.	17960-DOT	17460-DOT	50				
K	17960-K	17460-K	50	⊥	17960-GND	17460-GND	50				
L	17960-L	17460-L	50	:	17960-CLN	17460-CLN	50				

RETROFIT? INDISPENSABLE!

Directly on cable.



applicator STM-15 990103page 110

SM-17



MANUAL SYSTEM

Snap on cable markers

alphanumeric

Loose cable markers.

Material: POM – Acetylic Resin dimensionally stable to **+106°C (+222°F)**, nondegradable and nondeformable to **-40°C (-40°F)**, Halogen Free.

Resistant to Oil, Grease, Chemical and Atmospheric Agents, Detergents, Oxalic Acids, Alkaline Solutions and Organic and Inorganic Chemical Substances. High elasticity combined with high rigidity, for optimal grip on the conductor.

Cable ext. Ø range 8,5 ÷ 11,5 mm (0.33 ÷ 0.45 in.)

C.s.a range 25 ÷ 35 mm² (3 ÷ 2 AWG)

POM HF -40°C +106°C



Printed	Type		Quantity bag	Printed	Type		Quantity bag	Printed	Type		Quantity bag
	white	yellow			white	yellow			white	yellow	
0	17970-0	17470-0	50	M	17970-M	17470-M	50	0	17070-0	50	
1	17970-1	17470-1	50	N	17970-N	17470-N	50		17070-	50	
2	17970-2	17470-2	50	O	17970-O	17470-O	50	1	17170-1	50	
3	17970-3	17470-3	50	P	17970-P	17470-P	50		17170-	50	
4	17970-4	17470-4	50	Q	17970-Q	17470-Q	50	2	17270-2	50	
5	17970-5	17470-5	50	R	17970-R	17470-R	50		17270-	50	
6	17970-6	17470-6	50	S	17970-S	17470-S	50	3	17370-3	50	
7	17970-7	17470-7	50	T	17970-T	17470-T	50		17370-	50	
8	17970-8	17470-8	50	U	17970-U	17470-U	50	5	17570-5	50	
9	17970-9	17470-9	50	V	17970-V	17470-V	50		17570-	50	
A	17970-A	17470-A	50	W	17970-W	17470-W	50	6	17670-6	50	
B	17970-B	17470-B	50	X	17970-X	17470-X	50		17670-	50	
C	17970-C	17470-C	50	Y	17970-Y	17470-Y	50	7	17770-7	50	
D	17970-D	17470-D	50	Z	17970-Z	17470-Z	50		17770-	50	
E	17970-E	17470-E	50		17970-	17470-	50	8	17870-8	50	
F	17970-F	17470-F	50	+	17970-PLS	17470-PLS	50		17870-	50	
G	17970-G	17470-G	50	-	17970-MNS	17470-MNS	50				
H	17970-H	17470-H	50	~	17970-AC	17470-AC	50				
I	17970-I	17470-I	50	/	17970-STK	17470-STK	50				
J	17970-J	17470-J	50	.	17970-DOT	17470-DOT	50				
K	17970-K	17470-K	50	⊥	17970-GND	17470-GND	50				
L	17970-L	17470-L	50	:	17970-CLN	17470-CLN	50				

RETROFIT? INDISPENSABLE!



Directly on cable.

applicator STM-17 990104.....page 110

Snap on cable markers

alphanumeric

Loose cable markers.

Material: POM – Acetylic Resin dimensionally stable to **+106°C (+222°F)**, nondegradable and nondeformable to **-40°C (-40°F)**, Ha-
logen Free.

Resistant to Oil, Grease, Chemical and Atmospheric Agents, Deter-
gents, Oxalic Acids, Alkaline Solutions and Organic and Inorganic
Chemical Substances. High elasticity combined with high rigidity, for
optimal grip on the conductor.

Cable ext. Ø range 11 ÷ 15 mm (0.43 ÷ 0.59 in.)

C.s.a range 35 ÷ 70 mm² (2 ÷ 2/0 AWG)



Printed	Type		Quantity bag	Printed	Type		Quantity bag	Printed	Type		Quantity bag
	white	yellow			white	yellow			white	yellow	
0	17980-0	17480-0	50	F	17980-F	17480-F	50	U	17980-U	17480-U	50
1	17980-1	17480-1	50	G	17980-G	17480-G	50	V	17980-V	17480-V	50
2	17980-2	17480-2	50	H	17980-H	17480-H	50	W	17980-W	17480-W	50
3	17980-3	17480-3	50	I	17980-I	17480-I	50	X	17980-X	17480-X	50
4	17980-4	17480-4	50	J	17980-J	17480-J	50	Y	17980-Y	17480-Y	50
5	17980-5	17480-5	50	K	17980-K	17480-K	50	Z	17980-Z	17480-Z	50
6	17980-6	17480-6	50	L	17980-L	17480-L	50		17980-	17480-	50
7	17980-7	17480-7	50	M	17980-M	17480-M	50	+	17980-PLS	17480-PLS	50
8	17980-8	17480-8	50	N	17980-N	17480-N	50	-	17980-MNS	17480-MNS	50
9	17980-9	17480-9	50	O	17980-O	17480-O	50	~	17980-AC	17480-AC	50
A	17980-A	17480-A	50	P	17980-P	17480-P	50	/	17980-STK	17480-STK	50
B	17980-B	17480-B	50	Q	17980-Q	17480-Q	50	.	17980-DOT	17480-DOT	50
C	17980-C	17480-C	50	R	17980-R	17480-R	50	⊥	17980-GND	17480-GND	50
D	17980-D	17480-D	50	S	17980-S	17480-S	50	:	17980-CLN	17480-CLN	50
E	17980-E	17480-E	50	T	17980-T	17480-T	50				

RETROFIT? INDISPENSABLE!

Directly on cable.

applicator STM-21 990105page 110

SM-24



MANUAL SYSTEM

Snap on cable markers

alphanumeric

Loose cable markers.

Material: POM – Acetylic Resin dimensionally stable to **+106°C (+222°F)**, nondegradable and nondeformable to **-40°C (-40°F)**, Halogen Free.

Resistant to oil, Grease, Chemical and Atmospheric Agents, Detergents, Oxalic Acids, Alkaline Solutions and Organic and Inorganic Chemical Substances. High elasticity combined with high rigidity, for optimal grip on the conductor.

Cable ext. Ø range 15 ÷ 19 mm (0.59 ÷ 0.74 in.)

C.s.a range 70 ÷ 120 mm² (2/0 ÷ 4/0 AWG)

POM HF -40°C +106°C



Printed	Type		Quantity bag	Printed	Type		Quantity bag	Printed	Type		Quantity bag
	white	yellow			white	yellow			white	yellow	
0	17990-0	17490-0	50	F	17990-F	17490-F	50	U	17990-U	17490-U	50
1	17990-1	17490-1	50	G	17990-G	17490-G	50	V	17990-V	17490-V	50
2	17990-2	17490-2	50	H	17990-H	17490-H	50	W	17990-W	17490-W	50
3	17990-3	17490-3	50	I	17990-I	17490-I	50	X	17990-X	17490-X	50
4	17990-4	17490-4	50	J	17990-J	17490-J	50	Y	17990-Y	17490-Y	50
5	17990-5	17490-5	50	K	17990-K	17490-K	50	Z	17990-Z	17490-Z	50
6	17990-6	17490-6	50	L	17990-L	17490-L	50		17990-	17490-	50
7	17990-7	17490-7	50	M	17990-M	17490-M	50	+	17990-PLS	17490-PLS	50
8	17990-8	17490-8	50	N	17990-N	17490-N	50	-	17990-MNS	17490-MNS	50
9	17990-9	17490-9	50	O	17990-O	17490-O	50	~	17990-AC	17490-AC	50
A	17990-A	17490-A	50	P	17990-P	17490-P	50	/	17990-STK	17490-STK	50
B	17990-B	17490-B	50	Q	17990-Q	17490-Q	50	.	17990-DOT	17490-DOT	50
C	17990-C	17490-C	50	R	17990-R	17490-R	50	⊥	17990-GND	17490-GND	50
D	17990-D	17490-D	50	S	17990-S	17490-S	50	:	17990-CLN	17490-CLN	50
E	17990-E	17490-E	50	T	17990-T	17490-T	50				

RETROFIT? INDISPENSABLE!



Applicators

for loose cable markers

Family	Type	For snap	Quantity
STM-15	990103	SM-15	1
STM-17	990104	SM-17	1
STM-21	990105	SM-21	1
STM-24	990106	SM-24	1



Directly on cable.

applicator STM-24 990106.....page 110

Marking system accessories

Choose from the following accessories to complete, enhance or protect the printed media.

- *transparent holders for cable tags,*
- *push button legend bases to fit the leading brands,*
- *cable ties,*
- *legend mounting rail,*
- *marker plate and legend strip covers*

TRANSPARENT HOLDERS FOR CABLE TAGS

Holders are pushed directly on to smaller diameter cables, tubing and pipe or fixed with cable ties to larger diameters.

Self adhesive versions may be affixed directly to equipment.

Some types and sizes are available in Halogen Free material.

CABLE TIES

Tie on cable markers, holders and dog tags are firmly fixed, with Cembre G range cable ties, to larger diameter cables & pipes and diverse valves, tappings, etc.

PUSH BUTTON & LEGEND BASES

Designed to fit all major brands, quick-fitting Cembre push button bases with printed legends, both enhance aesthetic qualities and allow transparent covers to be used to increase environmental protection.

MARKER PLATE COVERS


Transparent Polycarbonate covers with pre-drilled fixing holes add extra protection to printed panel plates in aggressive environments.

LEGEND MOUNTING RAIL AND COVERS

9 mm and 15 mm high legends are easily and quickly slotted in to rails for the identification of banks of product.

Rails may be cut and either drilled or stuck to suitable surfaces while optional transparent covers increase environmental protection where appropriate.

ACCESSORIES



PMF



ACCESSORIES

Transparent tag holders 4 mm





for serieFLAT cable tags 4 mm

PMF holders are specifically designed to accommodate pairs of appropriately sized cables.

Material: plasticised PVC, self extinguishing to class V0: UL 94, free of Cadmium, Lead, Silicon and Teflon.
Resistant to Alkali, Alcohol, Acid and many Solvents.

Operating temperature range: -40°C (-40°F) to +80°C (+176°F)






	Cable ext.Ø range mm	Cable c.s.a range mm ²	Family	Length mm	Type	Quantity
	1,3 ÷ 2,2	0,25 ÷ 0,5	PMF-00	10	90000	8.000
				12	90010	7.000
				15	90020	6.000
				20	90040	4.000
				30	90070	2.000
				40	90090	2.500
	2 ÷ 3,7	0,5 ÷ 2,5	PMF-01	10	90100	6.000
				12	90110	5.000
				15	90120	4.000
				20	90140	3.000
				30	90170	2.000
				40	90190	1.000
				1.000	90180	25
	3,4 ÷ 4,3	2,5 ÷ 4	PMF-02	10	90200	4.000
				12	90210	4.000
				15	90220	3.000
				20	90240	2.000
				30	90270	1.000
				40	90290	1.000
	4 ÷ 6,3	4 ÷ 10	PMF-03	10	90300	3.000
				12	90310	2.000
				15	90320	2.000
				20	90340	1.000
				30	90370	1.000
				40	90390	1.000

PMF



plasticised
PVC **-40°C** **+80°C**

UL94
VO **RoHS**
 COMPLIANT
 2011/65/EU

	Cable ext.Ø range mm	Cable c.s.a range mm ²	Family	Length mm	Type	Quantity
	6 ÷ 10	10 ÷ 25	PMF-04	10	90400	2.000
				12	90410	1.000
				15	90420	1.000
				20	90440	500
				30	90470	500
				40	90490	500
	9 ÷ 15	25 ÷ 70	PMF-05	10	90500	500
				12	90510	500
				15	90520	250
				20	90540	250
				30	90570	150
				40	90590	100
	14 ÷ 26	70 ÷ 240	PMF-06	10	90600	500
				12	90610	250
				15	90620	250
				20	90640	100
				30	90670	100
				40	90690	100

cable tags, 4 mm MG-TPMF.....	page 12
cable tags, 4 mm TPM-ROLL.....	page 58



It is advisable to select the holder size based on the actual external diameter of the cable rather than its indicative c.s.a, due to variations in insulation thickness and conductor format.

Consult us for holders in other lengths.

Use holders only with designated cable tags of the same length.

PMF-HF



ACCESSORIES

Transparent tag holders - Halogen Free





for serieFLAT cable tags 4 mm

PMF holders are specifically designed to accommodate pairs of appropriately sized cables.

Material: Copolymer EVA, self extinguishing to class HB: UL 94 Halogen Free

Operating temperature range: -40°C (-40°F) to +80°C (+176°F)



	Cable ext.Ø range mm	Cable c.s.a range mm ²	Family	Length mm	Type	Quantity
	1,3 ÷ 2,2	0,25 ÷ 0,5	PMF-00-HF	10	90000-HF	8.000
				12	90010-HF	7.000
				15	90020-HF	6.000
				20	90040-HF	4.000
	2 ÷ 3,7	0,5 ÷ 2,5	PMF-01-HF	10	90100-HF	6.000
				12	90110-HF	5.000
				15	90120-HF	4.000
				20	90140-HF	3.000
				30	90170-HF	2.000
	3,4 ÷ 4,3	2,5 ÷ 4	PMF-02-HF	10	90200-HF	4.000
				12	90210-HF	4.000
				15	90220-HF	3.000
				20	90240-HF	2.000
				30	90270-HF	1.000
	4 ÷ 6,3	4 ÷ 10	PMF-03-HF	10	90300-HF	3.000
				12	90310-HF	2.000
				15	90320-HF	2.000
				23	90340-HF	1.000
				30	90370-HF	1.000

It is advisable to select the holder size based on the actual external diameter of the cable rather than its indicative c.s.a, due to variations in insulation thickness and conductor format.

Consult us for holders in other lengths.

Use holders only with designated cable tags of the same length.



cable tags, 4 mm MG-TPMF.....	page 12
cable tags, 4 mm TPM-ROLL.....	page 58

Transparent tag holders 4 mm


for cable tags 4 mm



PM holders are profiled to allow each type to accommodate a range of cable sizes.

Material: plasticised PVC, self extinguishing to class V0: UL 94, free of Cadmium, Lead, Silicon and Teflon. Resistant to Alkali, Alcohol, Acid and many Solvents.

Operating temperature range: -40°C (-40°F) to +80°C (+176°F)

PM



	Cable ext.Ø range mm	Cable c.s.a range mm ²	Family	Length mm	Type	Quantity
	1,3 ÷ 2,2	0,25 ÷ 0,5	PM-00	10	50000	8.000
				10	50002	2.000
				12	50010	7.000
				12	50012	2.000
				15	50020	6.000
				15	50022	2.000
				18	50032	1.000
				21	50042	1.000
				23	50052	1.000
				27	50062	1.000
				30	50072	500
				1.000	50080	10
	2 ÷ 3,7	0,5 ÷ 2,5	PM-01	10	50100	6.000
				10	50102	2.000
				12	50110	5.000
				12	50112	1.000
				15	50120	4.000
				15	50122	1.000
				18	50130	3.000
				21	50140	3.000
				23	50150	2.000
				27	50160	2.000
				30	50170	1.000
				1.000	50180	10

PM




ACCESSORIES

Transparent tag holders 4 mm


for cable tags 4 mm

plasticised
PVC -40°C +80°C

UL94
VO
RoHS
COMPLIANT
2011/65/EU



Cable ext. Ø range mm	Cable c.s.a range mm ²	Family	Length mm	Type	Quantity	
	3,4 ÷ 4,3	2,5 ÷ 4	PM-02	10	50200	4.000
				10	50202	1.000
				12	50210	4.000
				12	50212	1.000
				15	50220	3.000
				15	50222	1.000
				18	50230	2.000
				21	50240	2.000
				23	50250	2.000
				27	50260	1.000
				30	50270	1.000
				1.000	50280	10
					4 ÷ 6,3	4 ÷ 10
10	50302	1.000				
12	50310	2.000				
12	50312	500				
15	50320	2.000				
15	50322	500				
18	50330	1.000				
21	50340	1.000				
23	50350	1.000				
27	50360	1.000				
30	50370	500				
1.000	50380	10				
	6 ÷ 10	10 ÷ 25	PM-04			
				10	50402	500
				12	50410	1.000
				12	50411	500
				15	50420	1.000
				15	50421	500
				18	50430	1.000
				21	50440	500
				23	50450	500
				27	50460	500
				30	50470	500
				1.000	50480	10

PM



plasticised
PVC -40°C +80°C

UL94
VO
RoHS
COMPLIANT
2011/65/EU

	Cable ext. Ø range mm	Cable c.s.a range mm ²	Family	Length mm	Type	Quantity
	9 ÷ 15	25 ÷ 70	PM-05	10	50500	500
				12	50510	500
				15	50521	250
				18	50530	250
				21	50540	250
				23	50550	250
				27	50560	250
				30	50570	250
				1.000	50580	10
	14 ÷ 26	70 ÷ 240	PM-06	10	50600	500
				12	50610	250
				15	50620	250
				18	50630	250
				21	50640	100
				23	50650	100
				27	50660	100
				30	50670	100
				1.000	50680	10

cable tags, 4 mm MG-TPM.....	page 13
markers PMP-30.....	page 86



It is advisable to select the holder size based on the actual external diameter of the cable rather than its indicative c.s.a, due to variations in insulation thickness and conductor format.

Consult us for holders in other lengths.

Use holders only with designated cable tags of the same length.

PM-HF



ACCESSORIES

Transparent tag holders - Halogen Free

for cable tags 4 mm





PMF holders are specifically designed to accommodate pairs of appropriately sized cables.

Material: Copolymer EVA, self extinguishing to class HB: UL 94 Halogen Free

Operating temperature range: -40°C (-40°F) to +80°C (+176°F)

EVA **HF** **-40°C** **+80°C**

UL94
HB **RoHS**
COMPLIANT
2011/65/EU

	Cable ext.Ø range mm	Cable c.s.a range mm ²	Family	Length mm	Type	Quantity
	1,3 ÷ 2,2	0,25 ÷ 0,5	PM-00-HF	10	50002-HF	2.000
				12	50012-HF	2.000
				15	50022-HF	2.000
	2 ÷ 3,7	0,5 ÷ 2,5	PM-01-HF	10	50102-HF	2.000
				12	50112-HF	1.000
				15	50122-HF	1.000
	3,4 ÷ 4,3	2,5 ÷ 4	PM-02-HF	10	50202-HF	1.000
				12	50212-HF	1.000
				15	50222-HF	1.000
	4 ÷ 6,3	4 ÷ 10	PM-03-HF	10	50302-HF	1.000
				12	50312-HF	500
				15	50322-HF	500
				23	50350-HF	1.000
				30	50370-HF	500

It is advisable to select the holder size based on the actual external diameter of the cable rather than its indicative c.s.a, due to variations in insulation thickness and conductor format.

Consult us for holders in other lengths.

Use holders only with designated cable tags of the same length.



cable tags, 4 mm MG-TPM	page 13
markers PMP-30	page 86

Transparent tag holders - Light

for cable tags 4 mm



PM-L holders are thinner than PM versions and specifically designed to accommodate pairs of appropriately sized cables.

Material: plasticised PVC, self extinguishing to class VO: UL 94, free of Cadmium, Lead, Silicon and Teflon. Resistant to Alkali, Alcohol, Acid and many Solvents.

Operating temperature range: -40°C (-40°F) to +80°C (+176°F)

PM-L



Cable ext. Ø range mm	Single cable c.s.a range mm ²	Double cable c.s.a range mm ²	Family	Length mm	Type	Quantity
 2,1 ÷ 3,5	0,5 ÷ 2,5	0,25 ÷ 0,75	PM-01L	10	10100	6.000
				12	10110	5.000
				15	10120	4.000
				18	10130	3.000
				21	10140	3.000
				23	10150	2.000
				27	10160	2.000
				30	10170	1.000
				40	10190	1.000
				1.000	10180	10
 2,6 ÷ 4,2	1 ÷ 4	0,5 ÷ 1	PM-02L	10	10200	4.000
				12	10210	4.000
				15	10220	3.000
				18	10230	2.000
				21	10240	2.000
				23	10250	2.000
				27	10260	1.000
				30	10270	1.000
				1.000	10280	10

cable tags, 4 mm MG-TPM.....	page 13
markers PMP-30.....	page 86



It is advisable to select the holder size based on the actual external diameter of the cable rather than its indicative c.s.a, due to variations in insulation thickness and conductor format.

Consult us for holders in other lengths.

Use holders only with designated cable tags of the same length.

PMF-AC



ACCESSORIES

Self adhesive transparent flat tag holders

for serie flat cable tags 4 mm

Self adhesive tag holders for surface mounting.

Material: plasticised PVC, self extinguishing to class V0: UL 94, free of Cadmium, Lead, Silicon and Teflon. Resistant to Alkali, Alcohol, Acid and many Solvents.

Operating temperature range: -40°C (-40°F) to +80°C (+176°F)

plasticised
PVC -40°C +80°C

UL94
V0 **RoHS**
COMPLIANT
2011/65/EU

	Length mm	Type	Quantity
	10	66000N	5.000
	12	66010N	4.000
	15	66020N	4.000
	20	66040N	4.000
	30	66070N	2.000
	40	66090N	1.000

It is advisable to select the holder size based on the actual external diameter of the cable rather than its indicative c.s.a, due to variations in insulation thickness and conductor format.

Consult us for holders in other lengths.

Use holders only with designated cable tags of the same length.

	flat cable tags, 4 mm MG-TPMF page 12
	flat cable tags, 4 mm TPM-ROLL page 58

Transparent flat tag holders tie-on

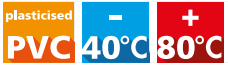
for serie flat cable tags 4 mm

Tie on (tie width max 6 mm) for longitudinal mounting on cables, hoses, tubes and conduit.

Material: plasticised PVC, self extinguishing to class V0: UL 94, free of Cadmium, Lead, Silicon and Teflon. Resistant to Alkali, Alcohol, Acid and many Solvents.

Operating temperature range: -40°C (-40°F) to +80°C (+176°F)

PMF-ET



	Length mm	Type	Tie: N° x width mm	Quantity
	15	63020	1 x 6 mm	2.000
	20	63040	1 x 6 mm	1.000
	30	63070	1 x 6 mm	1.000
	40	63090	2 x 6 mm	500

flat cable tags, 4 mm MG-TPMF page 12
 flat cable tags, 4 mm TPM-ROLL page 58
 cable ties page 128



It is advisable to select the holder size based on the actual external diameter of the cable rather than its indicative c.s.a, due to variations in insulation thickness and conductor format.

Consult us for holders in other lengths.

Use holders only with designated cable tags of the same length.

PM-AC



ACCESSORIES

Self adhesive transparent tag holders

for cable tags 4 mm

Self adhesive tag holders for surface mounting.

Material: plasticised PVC, self extinguishing to class V0: UL 94, free of Cadmium, Lead, Silicon and Teflon. Resistant to Alkali, Alcohol, Acid and many Solvents.

Operating temperature range: -40°C (-40°F) to +80°C (+176°F)

plasticised
PVC -40°C +80°C

UL94 V0 **RoHS**
COMPLIANT
2011/65/EU



Length mm	Type	Quantity
10	5100N	5.000
12	5101N	4.000
15	5102N	4.000
18	5103N	3.000
21	5104N	2.000
23	5105N	2.000
27	5106N	2.000
30	5107N	2.000
1.000	5108N	10

It is advisable to select the holder size based on the actual external diameter of the cable rather than its indicative c.s.a, due to variations in insulation thickness and conductor format.

Consult us for holders in other lengths.

Use holders only with designated cable tags of the same length.



cable tags, 4 mm MG-TPM page 13

Transparent tag holders tie-on

for cable tags 4 mm

Tie on (tie width max 6 mm) for longitudinal mounting on cables, hoses, tubes and conduit.

Material: plasticised PVC, self extinguishing to class V0: UL 94, free of Cadmium, Lead, Silicon and Teflon.

Resistant to Alkali, Alcohol, Acid and many Solvents.

Operating temperature range: -40°C (-40°F) to +80°C (+176°F)

PM-ET



plasticised
PVC -40°C +80°C

UL94 V0 **RoHS COMPLIANT 2011/65/EU**

Length mm	Type	Tie: N° x width mm	Quantity
12	53010	1 x 6 mm	2.000
15	53020	1 x 6 mm	2.000
18	53030	1 x 6 mm	1.000
21	53040	1 x 6 mm	1.000
23	53050	1 x 6 mm	1.000
27	53060	1 x 6 mm	1.000
30	53070	1 x 6 mm	1.000
40	53090	2 x 6 mm	500



cable tags, 4 mm MG-TPMpage 13
cable tiespage 128

It is advisable to select the holder size based on the actual external diameter of the cable rather than its indicative c.s.a, due to variations in insulation thickness and conductor format.

Consult us for holders in other lengths.

Use holders only with designated cable tags of the same length.

PM-DT



ACCESSORIES

Transparent tag holders tie-on

for cable tags 4 mm

Tie on (tie width max 6 mm) for longitudinal mounting on cables, hoses, tubes and conduit.

Material: plasticised PVC, self extinguishing to class V0: UL 94, free of Cadmium, Lead, Silicon and Teflon. Resistant to Alkali, Alcohol, Acid and many Solvents.

Operating temperature range: -40°C (-40°F) to +80°C (+176°F)

plasticised
PVC -40°C +80°C

UL94 V0
RoHS
COMPLIANT
2011/65/EU

	Length mm	Type	Max width cable tie mm	Quantity
	10	55000	4,8	7.000
	12	55010		6.000
	15	55020		5.000
	18	55030		3.000
	21	55040		3.000
	23	55050		3.000
	27	55060		2.000
	30	55070		2.000
	1000	55080		10

It is advisable to select the holder size based on the actual external diameter of the cable rather than its indicative c.s.a, due to variations in insulation thickness and conductor format.

Consult us for holders in other lengths.

Use holders only with designated cable tags of the same length.

	cable tags, 4 mm MG-TPM	page 13
	cable ties	page 128

Self adhesive transparent legend holders 9 & 15 mm

for cable tags 9 & 15 mm

Self adhesive for surface mounting of 9 & 15 mm legends.

Material: plasticised PVC, self extinguishing to class V0: UL 94, free of Cadmium, Lead, Silicon and Teflon. Resistant to Alkali, Alcohol, Acid and many Solvents.



Operating temperature range: -40°C (-40°F) to +80°C (+176°F)

PMT-AC



plasticised
PVC 40°C 80°C

UL94 V0 **RoHS COMPLIANT 2011/65/EU**

	Length mm	Type	For tags mm	Quantity
	20	59042N	9	500
	35	59050N	9	500
	1.000	59070N	9	10
	17	59002N	15	500
	27	59010N	15	1.000
	49	59020N	15	500
	67	59030N	15	250
	1.000	59060N	15	10

cable tags, 15 mm MG-TAP.....	page 26
cable tags, 9 mm MG-TAPW.....	page 28



It is advisable to select the holder size based on the actual external diameter of the cable rather than its indicative c.s.a, due to variations in insulation thickness and conductor format.

Consult us for holders in other lengths.

Use holders only with designated cable tags of the same length.

PMT-ET



ACCESSORIES

Transparent legend holders tie-on 9 & 15 mm

for cable tags 9 & 15 mm







Tie on (tie width max 6 mm) for longitudinal mounting on cables, hoses, tubes and conduit.

Material: plasticised PVC, self extinguishing to class V0: UL 94, free of Cadmium, Lead, Silicon and Teflon. Resistant to Alkali, Alcohol, Acid and many Solvents.

Operating temperature range: -40°C (-40°F) to +80°C (+176°F)

plasticised
PVC -40°C +80°C

UL94 V0 RoHS COMPLIANT 2011/65/EU


	Family	Length mm	Type	For tags mm	Tie: N° x width mm	Quantity
	PMT-ET	20	54040	9 x 20	1 x 6 mm	1.000
		35	54050	9 x 35	2 x 6 mm	500
		17	54000	15 x 17	1 x 6 mm	500
		27	54010	15 x 27	1 x 6 mm	500
		49	54020	15 x 49	2 x 6 mm	250
		67	54030	15 x 67	2 x 6 mm	250

PMT-CT

Transparent legend holders tie-on 9 mm

for cable tags 9 mm



	Family	Length mm	Type	For tags mm	Tie: N° x width mm	Quantity
	PMT-CT	40	54015	9	2 x 4,8 mm	500
		55	54013	9	2 x 4,8 mm	500
		90	54014	9	2 x 4,8 mm	250

It is advisable to select the holder size based on the actual external diameter of the cable rather than its indicative c.s.a, due to variations in insulation thickness and conductor format.

Consult us for holders in other lengths.

Use holders only with designated cable tags of the same length.



cable tags, 15 mm MG-TAP.....	page 26
cable tags, 9 mm MG-TAPW.....	page 28
cable ties.....	page 128

Transparent legend holders tie-on 9 & 15 mm

for cable tags 9 & 15 mm

Tie on for longitudinal mounting on cables, hoses, tubes and conduit.

Material: plasticised PVC, self extinguishing to class V0: UL 94, free of Cadmium, Lead, Silicon and Teflon. Resistant to Alkali, Alcohol, Acid and many Solvents.

Operating temperature range: -40°C (-40°F) to +80°C (+176°F)

PMT-DT



	Length mm	Type	For tags mm	Max width cable tie mm	Quantity
	20	60042			500
	35	60050	9	9	1.000
	1.000	60070			10
	17	60002			500
	27	60012			500
	49	60020	15	12,6	250
	67	60030			500
	1.000	60060			10

cable tags, 15 mm MG-TAP.....	page 26
cable tags, 9 mm MG-TAPW.....	page 28
cable ties.....	page 128




It is advisable to select the holder size based on the actual external diameter of the cable rather than its indicative c.s.a, due to variations in insulation thickness and conductor format.

Consult us for holders in other lengths.

Use holders only with designated cable tags of the same length.

Serie G



ACCESSORIES

Polyamide PA6.6 Cable ties

Ideal for securing tie-on tags, labels and holders to electrical wiring, pipes and conduit. Black ties have a higher UV resistance due to increased Carbon black loading. G series ties offer rapid installation due to the low friction coefficient of the material and have an angled tongue to facilitate easy introduction into the buckle. Rounded corners for increased safety.

Material: PA6.6 Polyamide, self extinguishing to class V2: UL 94

Humidity absorption: 2.5% (at 50% relative humidity)

Resistant to Oils, Bases, Greases, Oil products, chlorinated Solvents.

Operating temperature range:

-40°C (-40°F) to +85°C (+185°F) (continuous)

-40°C (-40°F) to +120°C (+248°F) (short periods)

PA6.6 -40°C +85°C

UL94 V2 RoHS COMPLIANT 2011/65/EU

Length mm	Height mm	Type		Ø max. bundle mm	Min. loop tensile strength kg	Minimum order pcs.	Quantity
		natural	black				
80	2,4	G80X2.4	G80X2.4N	15	8	1.000	100
80	2,4	G80X2.4/M	G80X2.4N/M	15	8	1.000	1.000
90	2,4	G90X2.4	G90X2.4N	16	8	1.000	100
100	2,5	G100X2.5	G100X2.5N	22	8	1.000	100
100	2,5	G100X2.5/M	G100X2.5N/M	22	8	1.000	1.000
120	2,5	G120X2.5	G120X2.5N	30	8	1.000	100
140	2,5	G140X2.5	G140X2.5N	33	8	1.000	100
140	2,5	G140X2.5/M	G140X2.5N/M	33	8	1.000	1.000
160	2,5	G160X2.5	G160X2.5N	40	8	1.000	100
160	2,5	G160X2.5/M	G160X2.5N/M	40	8	1.000	1.000
200	2,5	G200X2.5	G200X2.5N	53	8	1.000	100
200	2,5	G200X2.5/M	G200X2.5N/M	53	8	1.000	1.000
250	2,8	G250X2.8	G250X2.8N	65	14	1.000	100
300	2,8	G300X2.8	G300X2.8N	76	14	1.000	100
120	3,6	G120X3.6	G120X3.6N	30	18	1.000	100
140	3,6	G140X3.6	G140X3.6N	33	18	1.000	100
140	3,6	G140X3.6/M	G140X3.6N/M	33	18	1.000	1.000
150	3,6	G150X3.6	G150X3.6N	35	18	1.000	100
180	3,6	G180X3.6	G180X3.6N	44	18	1.000	100
200	3,6	G200X3.6	G200X3.6N	53	18	1.000	100
200	3,6	G200X3.6/M	G200X3.6N/M	53	18	1.000	1.000
250	3,6	G250X3.6	G250X3.6N	65	18	1.000	100
300	3,6	G300X3.6	G300X3.6N	76	18	1.000	100
300	3,6	G300X3.6/M	G300X3.6N/M	76	18	1.000	1.000
370	3,6	G370X3.6	G370X3.6N	102	18	1.000	100
120	4,8	G120X4.8	G120X4.8N	24	22	1.000	100
160	4,8	G160X4.8	G160X4.8N	38	22	1.000	100

Polyamide PA6.6 Cable ties

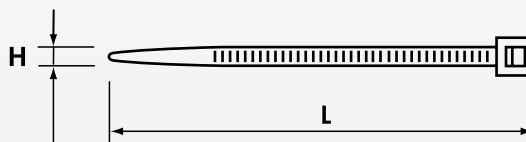
Serie G



Length mm	Height mm	Type		Ø max. bundle mm	Min. loop tensile strength kg	Minimum order pcs.	Quantity
		natural	black				
190	4,8	G190X4.8	G190X4.8N	46	22	1.000	100
190	4,8	G190X4.8/M	G190X4.8N/M	46	22	1.000	1.000
200	4,8	G200X4.8	G200X4.8N	50	22	1.000	100
200	4,8	G200X4.8/M	G200X4.8N/M	50	22	1.000	1.000
250	4,8	G250X4.8/M	G250X4.8N/M	60	22	1.000	1.000
250	4,8	G250X4.8	G250X4.8N	60	22	100	100
280	4,8	G280X4.8	G280X4.8N	70	22	100	100
300	4,8	G300X4.8	G300X4.8N	76	22	100	100
370	4,8	G370X4.8	G370X4.8N	102	22	100	100
390	4,8	G390X4.8	G390X4.8N	105	22	100	100
430	4,8	G430X4.8	G430X4.8N	110	22	100	100
450	4,8	G450X4.8	G450X4.8N	116	22	100	100
530	4,8	G530X4.8	G530X4.8N	140	22	100	100
150	7,6	G150X7.6	G150X7.6N	33	55	100	100
200	7,6	G200X7.6	G200X7.6N	50	55	100	100
250	7,6	G250X7.6	G250X7.6N	65	55	100	100
300	7,6	G300X7.6	G300X7.6N	76	55	100	100
370	7,6	G370X7.6	G370X7.6N	102	55	100	100
430	7,6	G430X7.6	G430X7.6N	125	55	100	100
530	7,6	G530X7.6	G530X7.6N	140	55	100	100
430	9	G430X9.0	G430X9.0N	110	80	100	100
530	9	G530X9.0	G530X9.0N	140	80	100	100
710	9	G710X9.0	G710X9.0N	190	80	100	100
780	9	G780X9.0	G780X9.0N	228	80	100	100
830	9	G830X9.0	G830X9.0N	239	80	100	100
920	9	G920X9.0	G920X9.0N	263	80	100	100
1020	9	G1020X9.0	G1020X9.0N	295	80	100	100
1220	9	G1220X9.0	G1220X9.0N	365	80	100	100
230	12,6	G230X12.6	G230X12.6N	50	115	100	100
380	12,6	G380X12.6	G380X12.6N	106	115	100	100
480	12,6	G480X12.6	G480X12.6N	120	115	100	100
580	12,6	G580X12.6	G580X12.6N	152	115	100	100
730	12,6	G730X12.6	G730X12.6N	204	115	100	100
880	12,6	G880X12.6	G880X12.6N	248	115	100	100
1030	12,6	G1030X12.6	G1030X12.6N	295	115	100	100

Check max tie width (dimension H) for the tag or holder used.

cable&conduit tags MG-ETF.....	page 16
dog tags MG-DOG.....	page 30
cable&conduit tags ETF-ROLL.....	page 60
cable&conduit tags MS-ETF.....	page 95
transparent flat tag holders, 4 mm.....	page 112
transparent tag holders, 4 mm.....	page 115
transparent legend holders, 15 & 9 mm.....	page 125



Serie G FH

ACCESSORIES

Polyamide PA6.6 Cable ties



Ideal for securing tie on tags, labels and holders to electrical wiring, pipes and conduit. Black ties have a higher UV resistance due to increased Carbon black loading. G series ties offer rapid installation due to the low friction coefficient of the material and have an angled tongue to facilitate easy introduction into the buckle. Rounded corners for increased safety. Quick and easy identification of bundled conductors. May also be marked with MG-VYT adhesive PVC film labels.

Material: PA6.6 Polyamide, self extinguishing to class V2: UL 94

Humidity absorption: 2.5% (at 50% relative humidity) Resistant to Oils, Bases, Greases, Oil products, chlorinated Solvents.

Operating temperature range:


-40°C (-40°F) to +85°C (+185°F) (continuous)

-40°C (-40°F) to +120°C (+248°F) (short periods)

PA6.6 - 40°C + 85°C

UL94 V2 **RoHS** COMPLIANT 2011/65/EU

Length mm	Height mm	Type natural	Ø max. bundle mm	Min. loop tensile strength kg	Quantity
100	2,5	GFH100X2.5	18	8,1	100
112	2,5	GFHT112X2.5	18	8,1	100



Check max tie width (dimension H) for the tag or holder used. Directly on suitable surface.

Labels MG-VYT 8x21 & 9x20 mm page 34

Installation tools

for Plastic cable ties

Serie G TOOLS



Type	Description	Length mm	Weight kg	Cable tie width mm	Quantity
5313022048	automatic cutting	165	0,2	2.2 to 4.8	1
5523036090	manual cutting	195	0,3	4.8 to 9	1



5313022048



5523036090

Serie GX



ACCESSORIES

Stainless Steel INOX AISI 304 cable ties

Unique ball locking mechanism that allows simple and rapid installation and secure locking.

High tensile strength.

Nonflammability.

Material: Stainless Steel AISI 304

High resistance to Acetic Acid, Alkalies, Sulphuric Acid, Corrosion, etc. In general very resistant to most hostile environments.

Operating temperature range: -80°C (-112°F) to +500°C (+932°F)

Stainless Steel
AISI 304
-80°C
+500°C



Length mm	Height mm	Type	Ø max. bundle mm	Min. loop tensile strength kg	Quantity
200	4,5	GX200X4.5	50	46	100
300	4,5	GX300X4.5	76	46	100
370	4,5	GX370X4.5	102	46	100
520	4,5	GX520X4.5	156	46	100
370	7,9	GX370X7.9	102	114	100
680	7,9	GX680X7.9	207	114	100
1020	7,9	GX1020X7.9	312	114	100



Installation tool

for Stainless Steel cable ties

Type 5527030079

Width up to 7,9 mm

With cutting device

Weight: 0,56 kg

Length: 180 mm



Check max tie width (dimension H) for the tag or holder used.

Aluminium plates GMC-AL page 71
Stainless Steel tie-on tags SMP page 81

Insulated Stainless Steel INOX AISI 304 cable ties

Polyester coated

STAINLESS STEEL AISI 316 cable ties for the most corrosive environments, coated with Polyester for better outdoor use. Smooth surface and rounded edges to ensure cable protection and user safety.

Equipped with an original ball-type closing mechanism that allows an easy and fast installation and prevents re-opening.

High resistance to acetic and sulfuric acids, to alkaline products and resistant to corrosion in the most adverse environments.

High tensile strength. Nonflammability.

Material: AISI 316 Stainless steel, Polyester coated

Operating temperature range: -40°C (-40°F) to +150°C (+302°F)

GXAC



Stainless Steel
AISI 40°C 150°C



Width mm	Length mm	Type	Ø max. bundle mm	Min. loop tensile strength kg	Quantity
4,6	125	GXAC125X4.6	38,0	46	100
	150	GXAC150X4.6	46,0		100
	200	GXAC200X4.6	61,9		100
	260	GXAC260X4.6	81,0		100
	290	GXAC290X4.6	90,6		100
	360	GXAC360X4.6	112,8		100
	520	GXAC520X4.6	163,8		100
	680	GXAC680X4.6	214,8		100
	840	GXAC840X4.6	265,7		100
7,9	200	GXAC200X7.9		114	100
	290	GXAC290X7.9			100
	360	GXAC360X7.9			100
	520	GXAC520X7.9			100
	680	GXAC680X7.9			100
	840	GXAC840X7.9			100



Aluminium mounting plates GMC-AL.....page 71
 Stainless Steel tie-on tags SMP.....page 81

PTP



ACCESSORIES

Push button legend bases

for Ø 22,5mm manual operators

Ø 22.5mm black push button legend bases to fit a wide range of popular brands.

All types have a hole behind the legend for rivet fixing, while PTP...A types are adhesive backed.

All types suit MG-TAP 15x27 mm legends and can be fitted with a transparent legend cover TAP-CCS 990521 or MG-TAP-HF 990510.

Material: Polycarbonate, self extinguishing to class V0: UL 94

Operating temperature range:

-40°C (-40°F) to +115°C (+239°F) (continuous)

-40°C (-40°F) to +130°C (+266°F) (short periods)

PC -40°C +115°C

UL94 V0

RoHS COMPLIANT 2011/65/EU

	Family	Self-adhesive	rivet fixing	Size mm	Type black	Ø bottom	Size of printed plate and protection mm	Application	Quantity
	PTPS-22		✓	48 x 30	34002	22,5	15 x 27		100
	PTPSA-22	✓		48 x 30	34602	22,5	15 x 27		100
	PTPS-24		✓	48 x 30	68002	24	15 x 27	Schneider Electric	100
	PTPSA-24	✓		48 x 30	68602	24	15 x 27	Schneider Electric	100
	PTPO-22		✓	48 x 30	34802	22,5	15 x 27		100
	PTPOA-22	✓		48 x 30	34902	22,5	15 x 27		100
	PTPR-22		✓	48 x 30	34102	22,5	15 x 27		100
	PTPRA-22	✓		48 x 30	34702	22,5	15 x 27		100



SELF ADHESIVE



RIVET FIXING



legends 15x27 mm MG-TAP.....page 26
 cable tiespage 128
 cover TAP-CCS.....page 136

Legend bases

for general purpose applications

PLR legend bases may be fixed to flat surfaces by rivet or in some sizes, by cable tie to tubes, conduits, etc.

PLA versions are self adhesive. TAP-CCS transparent covers may be fitted to protect the legends.

Material: Polycarbonate, self extinguishing to class V0: UL 94

Operating temperature range:

-40°C (-40°F) to +115°C (+239°F) (continuous)

-40°C (-40°F) to +130°C (+266°F) (short periods)



Family	self-adhesive	rivet fixing	Size mm	Type black	Hole spacing mm	For MG-TAP size mm	Quantity
PLR		✓	17 x 20	34202		15 x 17	100
		✓	17 x 30	34302		15 x 27	100
		✓	17 x 52	34402	41	15 x 49	100
			✓	17 x 70	34502	51	15 x 67
PLA	✓		17 x 20	35002N		15 x 17	100
	✓		17 x 30	35102N		15 x 27	100
	✓		17 x 52	35202N	41	15 x 49	100
	✓		17 x 70	35302N	51	15 x 67	100



SELF ADHESIVE



RIVET FIXING

legends, 15 mm MG-TAP page 26
cable ties page 128
covers TAP-CCS page 136



TAP-CCS

ACCESSORIES

Transparent covers



For fitting over MG-TAP legends in bases PL and PTP to optimise protection and improve life expectancy.

Material: Polycarbonate, self extinguishing to class V0: UL 94

Operating temperature range:

-40°C (-40°F) to +115°C (+239°F) (continuous)

-40°C (-40°F) to +130°C (+266°F) (short periods)

PC - 40°C + 115°C

UL94
V0

RoHS
COMPLIANT
2011/65/EU

Size mm	Type	Quantity
15 x 17	990520	540
15 x 27	990521	360
15 x 49	990522	180
15 x 67	990523	90



push button legend bases PTP page 134
legend bases PL page 135
legends rails RT page 138

Transparent covers

for panel plates

For fitting over MG-VRT plates to optimise protection and improve life expectancy.

Material: Polycarbonate, self extinguishing to class: V0 (UL 94)

Operating temperature range:

-40°C (-40°F) to +115°C (+239°F) (continuous)

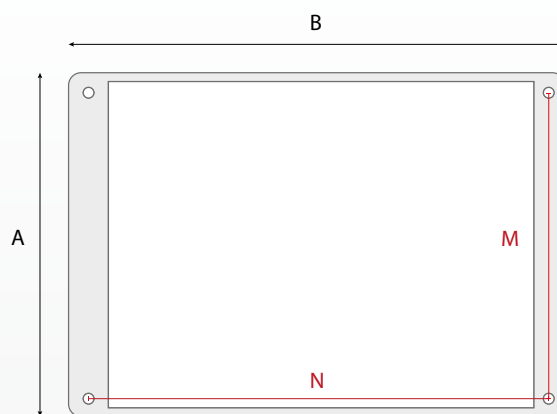
-40°C (-40°F) to +130°C (+266°F) (short periods)



PC - 40°C + 115°C

UL94 V0

Size AxB mm	Thickness mm	Type	Ø holes mm	Holes spacing mm		Panel plate size mm	Quantity
				M	N		
37 x 79	4,2	47590	3	27	69	32 x 58	200/10
47 x 98	4,2	47591	3	37	89	42 x 78	120/10
57 x 127	4,2	47592	3	47	117	52 x 107	80/10
65 x 120	4,2	47596	3	55	110	60 x 100	10
67 x 109	4,2	47594	3	57	99	62 x 88	80/10
97 x 140	4,2	47593	3	87	129	92 x 118	40/10
108 x 160	4,2	47595	3	97	149	102 x 138	40/10



panel plates MG-VRT page 44

RT-TAP



ACCESSORIES

Legend rail, 15 mm

Legend rails provide an alternative to direct marking on components.

Material: Rigid dielectric high impact PVC.

Lead free, self extinguishing to class V0: UL 94, resistant to Acid, Alcohol, Solvents.

Non-deformable up to +90°C

Application temperature range: +10°C to +40°C

PVC +90°C

UL94 V0

RoHS COMPLIANT 2011/65/EU

Family	self-adhesive	pre-drilled	Length mm	Type		Quantity
				black	grey	
RTR-TAP		✓	430	990454	990452	25
		✓	650	990664	990662	25
		✓	1.000	990524	990502	25
RTA-TAP	✓		430	990455N	990453N	25
	✓		650	990665N	990663N	25
	✓		1.000	990525N	990503N	25

Transparent protective covers, 15 mm



Family	Length mm	Type	Quantity
RT-CCP	430	990456	25
	650	990666	25
	1.000	990504	25

Transparent protective strip, 15 mm

Family	Length mm	Type	Quantity
RT-CCPS	430	990457	25
	650	990667	25
	1.000	990735	25



legends, 15 mm MG-TAP	page 26
modular legends MG-17.5-R	page 39
modular legend strips STRIP-ROLL	page 64

Legend rail, 9 mm

Legend rails provide an alternative to direct marking on components.

Material: Rigid dielectric high impact PVC.

Lead free, self extinguishing to class V0: UL 94, resistant to Acid, Alcohol, Solvents.

Non-deformable up to +90°C

Application temperature range: +10°C to +40°C



RT-TAPW



Family	self-adhesive	pre-drilled	Length mm	Type		Quantity
				black	grey	
RTR-TAPW		✓	430	990654	990652	25
		✓	650	990794	990792	25
		✓	1.000	990526	990505	25
RTA-TAPW	✓		430	990655N	990653N	25
	✓		650	990795N	990793N	25
	✓		1.000	990527N	990506N	25

Transparent protective covers, 9 mm

Family	Length mm	Type	Quantity
RT-CCW	430	990656	25
	650	990796	25
	1.000	990507	25



Transparent protective strip, 9 mm

Family	Length mm	Type	Quantity
RT-CCWS	430	990657	25
	650	990797	25
	1.000	990734	25



legends, 9 mm MG-TAPW page 28
 modular legend strips TAR-ROLL page 62

TPD

ACCESSORIES

Document holder

adhesive and rivet fixing

TPD document holder provides a convenient means of filing wiring schemes, operating manuals, etc in electrical panels or equipment.



Material: Antishock Polystyrene

PS

Size Axl.mm	Depth mm	Type	Sheet size	Quantity
193 x 175	20	420180	A5	5
235 x 280	40	420280	A4	5




Directly on panel

SIGNS

A wide range of self adhesive signs, in various types and formats, for comprehensive signing of all potentially hazardous situations in factories, workshops and industrial premises.

SYMBOL SHAPE INDICATES MEANING


TRIANGLE

 Warning, attention

CIRCLE

 Prohibition, mandatory

SQUARE AND RECTANGULAR

 Information and supplementary

Signs with text

Consist of WS, PS or MS symbols supplemented by information in text form, or text only signs which can be used in combination with symbol only signs.

Available in different graphic modes and formats, for marking equipment, machinery and installations in a detailed and efficient way.

Texts can be supplied in different languages: English (- GB), French (- F), German (- D), Spanish (- E) and other.

GB	English
F	French
D	German
E	Spanish
...	Other language

Storage

Also available in package quantity BULK.



SIGNS



Labels for desktop printers

Blank labels for laser or ink-jet printers. Supplied on A4 sheets, in UL certified materials such as polyester and polyolefin, for long-term use, at very high temperatures if necessary.

LLS and ILS labels can be used to identify electrical and electronic components with the high quality print provided by desktop printers.



Supplied in packs of 10 and combined with a strong liner, each sheet of labels must be fed manually into the printer.

Grey and 'silver' Polyester labels are widely used in the electrical and electronic industries.



Chemical and pharmaceutical applications commonly require the use of very thin and strong labels capable of withstanding contact with chemical agents.

Polyester is recommended for its transparency and non-deformability.

Improved visibility may be obtained with coloured polyester labels available in a wide range of materials supplied by Cembre.



white	yellow	metallic grey	
WVYG	YVYG	PPYG	Material
Polyester outdoor	Polyester indoor	Polyester outdoor	
-30°C(-22°F)	-30°C(-22°F)	-30°C(-22°F)	Min Temperature range
+70°C(+148°F)	+70°C(+148°F)	+130°C(+266°F)	Max Temperature range
50µ	50µ	50µ	Thickness
✓	✓	✓	Adhesive

WS



LABELS

Warning signs

Polyester film, Halogen free, on sheet

Consist of WS symbols supplemented by information in text form WST, or text only signs which can be used in combination with symbol only signs.

Available in different graphic modes and formats, for marking equipment, machinery and installations in a detailed and efficient way.

Material: Polyester film over-laminated with transparent film resistant to UV, thickness approximately 0,1 mm. Resistant to Water, Oil, Grease, Alcohol, Detergent, Alkaline Substances and Atmospheric Agents. Low flammability, self extinguishing. Recommended for application to equipment for internal or external use, but not directly exposed to atmospheric agents. If exposed to atmospheric agents, the life of the label may be limited to five years.

Application temperature range: -40°C (-40°F) to +130°C (+266°F)

PET HF 40°C 130°C



Family	Size mm	Type	Labels per sheet	Quantity
WS-AD	Generic hazard			UNI EN ISO 7010 ISO 3864 - UNI 7543
	12,5	200000	64	320
		200000-BULK	323	1.675
	25	200001	24	240
		200001-BULK	120	1.200
	50	200002	10	50
		200002-BULK	30	900
	100	200003	2	10
		200003-BULK	6	300
	150	200004	2	10
	200	200005	1	5
300	200006	1	1	
WST-LDY	DANGER! Mechanical devices moving			UNI 7543 - ISO 3864
	105 x 210	2557AD017-GB	1	3
WST-LAY	WARNING! Automatic start			UNI 7543 - ISO 3864
	120 x 200	2658AD021-GB	1	3
WST-OAY	WARNING! Remote controlled machine			ISO 3864
	200 x 200	1307AD030-GB	1	1
WST-TSW	DANGER			UNI 7543 - ISO 3864
	50	0400AD035-GB	5	25
WST-LAY	WARNING! DANGER			UNI 7543 - ISO 3864
	37 x 74	2653AD035-GB	3	15
	65 x 131	2655AD035-GB	1	10

Family	Size mm	Type	Labels per sheet	Quantity
WS-HT	Electricity			UNI EN ISO 7010 ISO 3864 - UNI 7543
	12,5	200100	64	320
		200100-BULK	323	1.675
	25	200101	24	240
		200101-BULK	120	1.200
	50	200102	10	50
		200102-BULK	30	900
	100	200103	2	10
		200103-BULK	6	450
	150	200104	2	10
	200	200105	1	5
300	200106	1	1	
WST-OTY	5.5 V			ISO 3864
	50 x 100	1101HT003-GB	2	10
WST-TSW	12 V			
	50	0400HT005	5	25
WST-LSY	12 V			UNI 7543 - ISO 3864
	26 x 52	2451HT005	5	25
	37 x 74	2453HT005	3	15
	52 x 105	2454HT005	2	10
WST-TSW	24 V			
	50	0400HT006	5	25
	100	0401HT006	2	10
	200	0403HT006	1	3
WST-LSY	24 V			UNI 7543 - ISO 3864
	26 x 52	2451HT006	5	25

GB	English
F	French
D	German
E	Spanish
...	other language

other language on request



PET **HF** **40°C** **130°C**



Family	Size mm	Type	Labels per sheet	Quantity
WST-LAY	WARNING! 24 V		UNI 7543 - ISO 3864	
	37 x 74	2653HT006-GB	3	15
WST-OTY	24 V		ISO 3864	
	25 x 50	1100HT006	5	25
	50 x 100	1101HT006	2	10
24 V	15 x 80	1110HT006	5	25
	30 x 100	1111HT006	2	10
	40 x 150	1112HT006	2	10
WST-TSW	110 V		UNI 7543 - ISO 3864	
	50	0400HT008	5	25
		0400HT008-BULK	25	750
	100	0401HT008	2	10
WST-OTY	110 V		ISO 3864	
	25 x 50	1100HT008	5	25
	15 x 80	1110HT008	5	25
110 V	30 x 100	1111HT008	2	10
	40 x 150	1112HT008	2	10
WST-LAY	WARNING! 115 V		UNI 7543 - ISO 3864	
	37 x 74	2653HT009-GB	3	15
WST-OTY	115 V		ISO 3864	
	25 x 50	1100HT009	5	25
115 V	50 x 100	1101HT009	2	10
WST-TSW	230 V			
	50	0400HT012	5	25
		0400HT012-BULK	25	750
	100	0401HT012	2	10
	150	0402HT012	1	5
WST-TDW	DANGER! 230 V			
	50	0500HT012-GB	5	25
WST-TAW	WARNING! 230 V			
	50	0600HT012-GB	5	25
WST-LSY	230 V		UNI 7543 - ISO 3864	
	18 x 37	2450HT012	7	35
	26 x 52	2451HT012	5	25
	37 x 74	2453HT012	3	15
	52 x 105	2454HT012	2	10
WST-LDY	DANGER! 230 V		UNI 7543 - ISO 3864	
	37 x 74	2553HT012-GB	3	15

Family	Size mm	Type	Labels per sheet	Quantity
WST-LAY	WARNING! 230 V		UNI 7543 - ISO 3864	
	18 x 37	2650HT012-GB	7	35
	32 x 65	2652HT012-GB	4	20
	37 x 74	2653HT012-GB	3	15
	52 x 106	2654HT012-GB	2	10
WST-PSY	230 V		UNI 7543 - ISO 3864	
	46 x 32	3450HT012	1	20
WST-PDY	DANGER! 230 V		UNI 7543 - ISO 3864	
	52 x 37	3551HT012-GB	3	15
	92 x 65	3553HT012-GB	1	10
WST-OTY	230 V		ISO 3864	
	25 x 50	1100HT012	5	25
	50 x 100	1101HT012	2	10
230 V	15 x 80	1110HT012	5	25
	30 x 100	1111HT012	2	10
	40 x 150	1112HT012	2	10
WST-TSW	240 V			
	50	0400HT013	5	25
	100	0401HT013	1	10
WST-LSY	240 V		UNI 7543 - ISO 3864	
	32 x 65	2452HT013	4	20
WST-TSW	400 V			
	50	0400HT015	5	25
		0400HT015-BULK	25	750
	100	0401HT015	2	10
	150	0402HT015	1	5
	200	0403HT015	1	3
WST-TDW	DANGER! 400 V			
	50	0500HT015-GB	5	25
WST-LSY	400 V		UNI 7543 - ISO 3864	
	26 x 52	2451HT015	5	25
	32 x 65	2452HT015	4	20
	37 x 74	2453HT015	3	15
	52 x 105	2454HT015	2	10
	65 x 131	2455HT015	2	10
	120 x 200	2458HT015	1	3
WST-LDY	DANGER! 400 V		UNI 7543 - ISO 3864	
	37 x 74	2553HT015-GB	3	15

WS

LABELS

PET HF 40°C 130°C



Family	Size mm	Type	Labels per sheet	Quantity
WST-LAY	WARNING! 400 V			UNI 7543 - ISO 3864
	32 x 65	2652HT015-GB	4	20
	37 x 74	2653HT015-GB	3	15
	52 x 105	2654HT015-GB	2	10
WST-PSY	400 V			UNI 7543 - ISO 3864
	46 x 32	3450HT015	1	25
	52 x 37	3451HT015	3	15
	105 x 74	3454HT015	1	10
	148 x 105	3455HT015	1	5
WST-PDY	DANGER! 400 V			UNI 7543 - ISO 3864
	52 x 37	3551HT015-GB	3	15
	92 x 65	3553HT015-GB	1	10
	148 x 105	3555HT015-GB	1	5
	297 x 210	3558HT015-GB	1	2
WST-OTY	400 V			ISO 3864
400 V	25 x 50	1100HT015	5	25
	50 x 100	1101HT015	3	10
	15 x 80	1110HT015	5	25
	30 x 100	1111HT015	2	10
	40 x 150	1112HT015	2	10
	440 V			
	50	0400HT016	5	25
	100	0401HT016	2	10
WST-LSY	440 V			UNI 7543 - ISO 3864
	52 x 105	2454HT016	1	10
WST-LAY	WARNING! 440 V			UNI 7543 - ISO 3864
	37 x 74	2653HT016-GB	3	15
	65 x 131	2655HT016-GB	1	10
WST-OTY	440 V			ISO 3864
440 V	25 x 50	1100HT016	5	25
WST-TSW	500 V			
	50	0400HT017	5	25
	100	0401HT017	2	10
	150	0402HT017	1	5
WST-LSY	500 V			UNI 7543 - ISO 3864
	18 x 37	2450HT017	7	35
WST-LAY	WARNING! 500 V			UNI 7543 - ISO 3864
	52 x 105	2654HT017-GB	1	10
WST-PSY	500 V			UNI 7543 - ISO 3864
	148 x 105	3455HT017	1	5











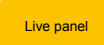




Family	Size mm	Type	Labels per sheet	Quantity
WST-OTY	600 V			ISO 3864
600 V	25 x 50	1100HT018	5	25
WST-PDY	DANGER! 3,000 V			UNI 7543 - ISO 3864
	371 x 262	3559HT019-GB	1	1
WST-OTY	3,000 V			ISO 3864
3,000 V	25 x 50	1100HT019-GB	5	25
WST-TSW	5,000 V			
	200	0403HT020-GB	1	3
WST-TSW	20,000 V			
	100	0401HT021-GB	2	10
WST-LSY	20,000 V			UNI 7543 - ISO 3864
	52 x 105	2454HT021-GB	2	10
	105 x 210	2457HT021-GB	1	3
WST-LAY	WARNING! 20,000 V			UNI 7543 - ISO 3864
	37 x 74	2653HT021-GB	3	15
	52 x 105	2654HT021-GB	2	10
	120 x 200	2658HT021-GB	1	3
WST-PDY	DANGER! 20,000 V			UNI 7543 - ISO 3864
	148 x 105	3555HT021-GB	1	5
	297 x 210	3558HT021-GB	1	2
WST-PDY	DANGER! Risk of electrocution			UNI 7543 - ISO 3864
	297 x 210	3558HT023-GB	1	2
WST-TSW	High voltage			UNI 7543 - ISO 3864
	50	0400HT024-GB	5	25
	100	0401HT024-GB	2	10
	150	0403HT024-GB	1	3
WST-LSY	High voltage			UNI 7543 - ISO 3864
	52 x 105	2454HT024-GB	2	10
WST-LAY	WARNING! High voltage			UNI 7543 - ISO 3864
	37 x 74	2653HT024-GB	3	15
	65 x 131	2655HT024-GB	1	10
WST-TSW	High voltage, danger of death			
	150	0402HT025-GB	1	5
WST-LSY	High voltage, danger of death			UNI 7543 - ISO 3864
	150 x 300	2460HT025-GB	1	3















LABELS

GB	English
F	French
D	German
E	Spanish
...	other language

other language on request



Family	Size mm	Type	Labels per sheet	Quantity
WST-PDY	<i>DANGER! High voltage, danger of death</i>			
	297 x 210	3558HT025-GB	1	2
WST-LSY	<i>Low voltage</i>			
	26 x 52	2451HT026-GB	5	25
	37 x 74	2453HT026-GB	3	15
WST-TSW	<i>Danger of death</i>			
	50	0400HT027-GB	5	25
WST-TSW	<i>Danger of electrocution</i>			
	150	0402HT028-GB	1	5
WST-LSY	<i>Danger of electrocution</i>			
	120 x 200	2458HT028-GB	1	3
WST-LDY	<i>DANGER! Danger of electrocution</i>			
	120 x 200	2558HT028-GB	1	3
WST-LAY	<i>WARNING! Live panel</i>			
	52 x 105	2654HT032-GB	2	10
	120 x 200	2658HT032-GB	1	3
WST-LDY	<i>DANGER! Live panel</i>			
	120 x 200	2558HT032-GB	1	3
WST-LAY	<i>WARNING! Live panel</i>			
	52 x 105	2654HT032-GB	1	10
WST-PDY	<i>DANGER! Live panel</i>			
	297 x 210	3558HT032-GB	1	2
WST-OTY	<i>Live panel</i>			
	50 x 100	1101HT032-GB	2	10
	100 x 200	1102HT032-GB	1	3
WST-LDY	<i>DANGER! Live installation</i>			
	52 x 105	2554HT034-GB	1	10
WST-LDY	<i>DANGER! Return voltage</i>			
	18 x 37	2550HT035-GB	7	35
WST-TSW	<i>Equipment remains live even when switched off</i>			
	50	0400HT039-GB	5	25
WST-TAW	<i>WARNING! Equipment remains live even when switched off</i>			
	50	0600HT039-GB	5	25

Family	Size mm	Type	Labels per sheet	Quantity
WST-LSY	<i>Equipment remains live even when switched off</i>			
	18 x 37	2450HT039-GB	7	35
	26 x 52	2451HT039-GB	5	25
	37 x 74	2453HT039-GB	3	15
	52 x 105	2454HT039-GB	2	10
WST-LAY	<i>WARNING! Equipment remains live even when switched off</i>			
	26 x 52	2651HT039-GB	5	25
	32 x 65	2652HT039-GB	4	20
	37 x 74	2653HT039-GB	3	15
	52 x 105	2654HT039-GB	1	10
	65 x 131	2655HT039-GB	1	10
WST-LSY	<i>Safety limit</i>			
	26 x 52	2451HT040-GB	5	25
WST-LAY	<i>WARNING! Safety limit</i>			
	26 x 52	2651HT040-GB	5	25
WST-TSW	<i>Testing in progress</i>			
	200	0403HT043-GB	1	3
WST-TSW	<i>Electrical cables</i>			
	100	0401HT044-GB	1	10
WST-LAY	<i>WARNING! Electrical cables</i>			
	105 x 210	2657HT044-GB	1	3
WST-LSY	<i>Main switch</i>			
	52 x 105	2454HT046-GB	1	10
WST-OTY	<i>Main switch</i>			
	150 x 300	1103HT046-GB	1	1
WST-TSW	<i>Electrical substation</i>			
	100	0401HT049-GB	1	10
WST-PDY	<i>DANGER! Electrical substation</i>			
	297 x 210	3558HT049-GB	1	2
WST-TSW	<i>Always live</i>			
	50	0400HT051-GB	5	25
WST-LSY	<i>Always live</i>			
	52 x 105	2454HT051-GB	2	10
WST-LDY	<i>DANGER! Always live</i>			
	32 x 65	2552HT051-GB	4	20

WS

LABELS

PET HF 40°C 130°C



Family	Size mm	Type	Labels per sheet	Quantity
WST-LAY	WARNING! Always live			UNI 7543 - ISO 3864
	37 x 74	2653HT051-GB	3	15
	52 x 105	2654HT051-GB	1	10
	65 x 131	2655HT051-GB	1	10
WST-OTY	Always live			ISO 3864
Always live	25 x 50	1100HT051-GB	5	25
WST-OAY	WARNING! Always live			ISO 3864
WARNING! Always live	25 x 50	1300HT051-GB	5	25
WST-LSY	Switch power off before opening the door			UNI 7543 - ISO 3864
	52 x 105	2454HT052-GB	2	10
	65 x 131	2455HT052-GB	2	10
WST-LDY	DANGER! Switch power off before opening the door			UNI 7543 - ISO 3864
	37 x 74	2553HT052-GB	3	15
WST-LAY	WARNING! Switch power off before opening the door			UNI 7543 - ISO 3864
	26 x 52	2651HT052	5	25
	37 x 74	2653HT052-GB	3	15
		2653HT052-GB-BULK	34	1.020
	52 x 105	2654HT052-GB	1	10
	65 x 131	2655HT052-GB	1	10
	74 x 148	2656HT052-GB	1	5
	105 x 210	2657HT052-GB	1	3
WST-OAY	WARNING! Switch power off before opening the door			ISO 3864
WARNING! Switch power off before opening the door	25 x 50	1300HT052-GB	5	25
	50 x 100	1301HT052-GB	2	10
WST-PDY	DANGER! Switch power off before opening the door			UNI 7543 - ISO 3864
	74 x 52	3552HT052-GB	2	10
	297 x 210	3558HT052-GB	1	2
WST-PAY	WARNING! Switch power off before opening the door			UNI 7543 - ISO 3864
	74 x 52	3652HT052-GB	2	10
WST-TSW	Switch power off before opening the panel			
	100	0401HT053-GB	2	10
WST-LSY	Switch power off before opening the panel			UNI 7543 - ISO 3864
	52 x 105	2454HT053-GB	2	10
WST-LAY	WARNING! Switch power off before opening the panel			UNI 7543 - ISO 3864
	32 x 65	2652HT053-GB		20
	37 x 74	2653HT053-GB	3	15
	52 x 105	2654HT053-GB	1	10
WST-PDY	DANGER! Switch power off before opening the panel			UNI 7543 - ISO 3864
	297 x 210	3558HT053-GB	1	2

Family	Size mm	Type	Labels per sheet	Quantity
WST-LSY	Rotate switch before opening the panel			UNI 7543 - ISO 3864
	52 x 105	2454HT054-GB	2	10
WST-LAY	WARNING! Rotate switch before opening the panel			UNI 7543 - ISO 3864
	37 x 74	2653HT054-GB	3	15
WST-LSY	Switch off, voltage present			UNI 7543 - ISO 3864
	52 x 105	2454HT055-GB	2	10
WST-LAY	WARNING! Switch off, voltage present			UNI 7543 - ISO 3864
	32 x 65	2652HT055-GB	4	20
WST-TSW	Electrical discharges			UNI 7543 - ISO 3864
	50	0400HT056-GB	5	25
WST-LAY	WARNING! Electrical discharges			UNI 7543 - ISO 3864
	37 x 74	2653HT056-GB	3	15
	65 x 131	2655HT056-GB	1	10
WST-TSW	High-voltage underground cables			
	200	0403HT059-GB	1	3
WST-PDY	DANGER! High-voltage underground cables			UNI 7543 - ISO 3864
	297 x 210	3558HT059-GB	1	2
WST-TSW	Equipment remains live even when door is open			
	50	0400HT061-GB	5	25
WST-LSY	Equipment remains live even when door is open			UNI 7543 - ISO 3864
	18 x 37	2450HT061-GB	7	35
	52 x 105	2454HT061-GB	2	10
WST-LDY	DANGER! Equipment remains live even when door is open			UNI 7543 - ISO 3864
	52 x 105	2554HT061-GB	1	10
	65 x 131	2555HT061-GB	1	10
WST-LAY	WARNING! Equipment remains live even when door is open			UNI 7543 - ISO 3864
	18 x 37	2650HT061-GB	7	35
		2653HT061-GB	3	15
	37 x 74	2653HT061-IT-GB	3	15
	52 x 105	2654HT061-GB	1	10
	65 x 131	2655HT061-GB	1	10
WST-PDY	DANGER! Equipment remains live even when door is open			UNI 7543 - ISO 3864
	92 x 65	3553HT061-GB	1	10
	148 x 105	3555HT061-GB	1	5
WST-OAY	WARNING! Equipment remains live even when door is open			ISO 3864
WARNING! Equipment remains live even when door is open	25 x 50	1300HT061-GB	5	25
	50 x 100	1301HT061-GB	2	10

LABELS

GB	English
F	French
D	German
E	Spanish
...	other language

other language on request



Family	Size mm	Type	Labels per sheet	Quantity
WST-TSW	Switch off power before removing panel			
	100	0401HT062-GB	2	10
WST-LSY	Switch off power before removing panel			
	18 x 37	2450HT062-GB	7	35
	37 x 74	2453HT062-GB	3	15
	52 x 105	2454HT062-GB	2	10
WST-LDY	DANGER! Switch off power before removing panel			
	37 x 74	2553HT062-GB	3	15
WST-LAY	WARNING! Switch off power before removing panel			
	37 x 74	2653HT062-GB	3	15
	52 x 105	2654HT062-GB	1	10
	74 x 148	2656HT062-GB	1	5
WST-PDY	DANGER! Switch off power before removing panel			
	297 x 210	3558HT062-GB	1	2
WST-TSW	DANGER			
	50	0400HT066-GB	5	25
WST-LSY	DANGER!			
	52 x 105	2454HT067-GB		10
WST-LSY	WARNING!			
	52 x 105	2454HT071-GB	2	10
WST-LAY	WARNING! Switch off power before removing cover			
	37 x 74	2653HT072-GB	3	15
	65 x 131	2655HT072-GB	1	10
WST-TSW	Switch off power before removing cover			
	50	0400HT072-GB	5	25
WST-LSY	Wait 1 minute before touching electrical parts			
	52 x 105	2454HT073-GB		10
WST-TSW	400 V AC			
	50	0400HT075	5	25
WST-LAY	WARNING! 400 V AC			
	37 x 74	2653HT075-GB	3	15
WST-LSY	24 V AC			
	18 x 37	2450HT078	7	35

Family	Size mm	Type	Labels per sheet	Quantity
WST-OTY	High voltage Warning! Danger of death			ISO 3864
	50 x 100	1101HT079-GB	2	10
WST-LSY	Switch off power before removing guard			
	18 x 37	2450HT081-GB	7	35
	37 x 74	2453HT081-GB	3	15
WST-LDY	DANGER! Switch off power before removing guard			
	37 x 74	2553HT081-GB	3	15
WST-LAY	WARNING! Switch off power before removing guard			
	37 x 74	2653HT081-GB	3	15
	52 x 105	2654HT081-GB	1	10
	65 x 131	2655HT081-GB	1	10
WST-LAY	WARNING! Set the main switch to zero before working on the pump			
	65 x 131	2655HT083-GB	1	10
WST-LAY	WARNING! 380 V + N			
	65 x 131	2655HT084-GB	1	10
WST-TSW	415 V			
	50	0400HT085	5	25
WST-TSW	Turning off the general power supply means no safety for maintenance purposes			
	50	0400HT093-GB	5	25
	100	0401HT093-GB	2	10
WST-TSW	480 V / 24 V			
	100	0401HT094	2	10
WST-LAY	WARNING! 480 V / 24 V			
	52 x 105	2654HT094-GB	1	10
WST-TSW	400 V / 24 V			
	100	0401HT095	2	10
WST-LAY	WARNING! Only electricians can perform operations or internal repairs			
	37 x 74	2653HT097-GB	3	15
WST-TSW	600 V / 24 V			
	100	0401HT098	2	10
WST-TSW	440 V / 24 V			
	100	0401HT103	2	10

WS

LABELS

PET **HF** **40°C** **130°C**



Family	Size mm	Type	Labels per sheet	Quantity
WST-TSW	230 V / 24 V			
	100	0401HT104	2	10
WST-TSW	690 V			
	50	0400HT105	5	25
WST-LAY	WARNING! The electrical panel is housed in several lines			UNI 7543 - ISO 3864
	65 x 131	2655HT106-GB	1	10
WST-LAY	WARNING! Voltage also present when master switch is turned off			UNI 7543 - ISO 3864
	26 x 52	2651HT108-D-GB-F	5	25
WST-TSW	Put equipment under tension			
	50	0400HT111-GB	5	25
WST-LAY	WARNING! Dual power board			UNI 7543 - ISO 3864
	52 x 105	2654HT112-GB	1	10
WST-TSW	215 V			
	50	0400HT113	5	25
WST-TSW	750 V			
	50	0400HT122	5	25
WST-OTY	Switch power off before opening the fuse holder			ISO 3864
	50 x 100	1101HT128-GB	2	10
WST-LAY	WARNING! Under tension when the main switch is off			
	26 x 52	2651HT131-GB	5	25
WST-OTY	WARNING! HIGH CONTACT CURRENT. GROUNDING CONNECTION IS ESSENTIAL BEFORE CONNECTING TO THE POWER SUPPLY			ISO 3864
	65 x 100	1118HT135-GB	1	10
WST-TSW	Do not open while energised			
	50	0400HT149-GB	5	25
WST-OTY	Danger - electricity these links must be closed when the cable is in service			ISO 3864
	30 x 100	1111HT150-GB	2	10
WST-LSY	ALTA TENSIONE HIGH VOLTAGE HAUTE-TENSION STARKSTROM			UNI 7543 - ISO 3864
	74 x 148	2456HT151-I-GB-F-D	1	5

Family	Size mm	Type	Labels per sheet	Quantity
WST-OTY	WARNING! These links must be closed with a torque value of 50 Nm			ISO 3864
	30 x 100	1111HT154-GB	2	10
WS-BA	Batteries			UNI EN ISO 7010 ISO 3864 - UNI 7543
	25	200201	24	240
	50	200202	10	50
	100	200203	2	10
	150	200204	1	10
	200	200205	1	5
	300	200206	1	1
WST-LSY	Dangerous acids			UNI 7543 - ISO 3864
	37 x 74	2453BA004-GB	3	15
	65 x 131	2455BA004-GB	1	10
WS-EX	Explosive atmosphere			UNI EN ISO 7010 ISO 3864 - UNI 7543
	25	200301	24	240
	50	200302	10	50
	100	200303	2	10
	150	200304	1	10
	200	200305	1	5
	300	200306	1	1
WST-LSY	Explosive atmosphere			UNI 7543 - ISO 3864
	37 x 74	2453EX001-GB	3	15
	65 x 131	2455EX001-GB	1	10
WS-FM	Flammable materials			UNI EN ISO 7010 ISO 3864 - UNI 7543
	25	200801	24	240
	50	200802	10	50
	100	200803	2	10
	150	200804	1	10
	200	200805	1	5
	300	200806	1	1
WST-PDY	DANGER! Flammable materials			UNI 7543 - ISO 3864
	297 x 210	3558FM002-GB	1	2
WS-CA	Combustible materials			UNI EN ISO 7010 ISO 3864 - UNI 7543
	25	200901	24	240
	50	200902	10	50
	100	200903	2	10
	150	200904	1	10
	200	200905	1	5
	300	200906	1	1

GB	English
F	French
D	German
E	Spanish
...	other language

other language on request



PET **HF** **40°C** **130°C**



Family	Size mm	Type	Labels per sheet	Quantity
WS-EM	Explosive materials		UNI EN ISO 7010 ISO 3864 - UNI 7543	
	25	201001	24	240
	50	201002	10	50
	100	201003	2	10
	150	201004	1	10
	200	201005	1	5
	300	201006	1	1
WS-GT	Pressurised containers or cylinders		UNI EN ISO 7010 ISO 3864 - UNI 7543	
	50	201102	10	50
	100	201103	2	10
	150	201104	1	10
	200	201105	1	5
300	201106	1	1	
WS-CM	Corrosive substances		UNI EN ISO 7010 ISO 3864 - UNI 7543	
	25	200501	24	240
	50	200502	10	50
	100	200503	2	10
	150	200504	1	10
	200	200505	1	5
300	200506	1	1	
WS-HM	Toxic, harmful or irritant substances		UNI EN ISO 7010 ISO 3864 - UNI 7543	
	12,5	200600	64	320
	25	200601	24	240
	50	200602	10	50
	100	200603	2	10
	150	200604	1	10
	200	200605	1	5
300	200606	1	1	
WS-MF	Magnetic field		UNI EN ISO 7010 ISO 3864 - UNI 7543	
	25	201401	24	240
	50	201402	10	50
	100	201403	2	10
	150	201404	1	10
	200	201405	1	5
	300	201406	1	1
WST-PSY	<i>Magnetic field</i>		UNI 7543 - ISO 3864	
	297 x 210	3458MF001-GB	1	2
WST-PAY	<i>WARNING! Magnetic field</i>		UNI 7543 - ISO 3864	
	297 x 210	3658MF001-GB	1	2
WS-EF	Non-ionising radiation		UNI EN ISO 7010 ISO 3864 - UNI 7543	
	50	201502	10	50
	100	201503	2	10
	150	201504	1	10
	200	201505	1	5
	300	201506	1	1











Family	Size mm	Type	Labels per sheet	Quantity
WS-HN	High noise		UNI EN ISO 7010 ISO 3864 - UNI 7543	
	25	201901	24	240
	50	201902	10	50
	100	201903	2	10
	150	201904	1	10
	200	201905	1	5
	300	201906	1	1
WST-TAW	<i>WARNING! Zone with noise level above 85 dB(A)</i>			
	100	0601HN015-GB	2	10
	150	0602HN015-GB	1	5
WS-IC	Low temperature		UNI EN ISO 7010 ISO 3864 - UNI 7543	
	25	201301	24	240
	50	201302	10	50
	100	201303	2	10
	150	201304	1	10
	200	201305	1	5
	300	201306	1	1
WS-HS	High temperature		UNI EN ISO 7010 ISO 3864 - UNI 7543	
	12,5	201200	64	320
		201200-BULK	323	1.615
	25	201201	24	240
		201201-BULK	120	1.200
	50	201202	10	50
		201202-BULK	30	900
	100	201203	2	10
		201203-BULK	6	450
	150	201204	1	10
	200	201205	1	5
	300	201206	1	1
	WST-TSW	<i>High temperature</i>		UNI 7543 - ISO 3864
	50	0400HS001-GB	5	25
WST-LSY	<i>High temperature</i>		UNI 7543 - ISO 3864	
	37 x 74	2453HS001-GB	3	15
	65 x 131	2455HS001-GB	1	10
WST-LDY	<i>DANGER! High temperature</i>		UNI 7543 - ISO 3864	
	37 x 74	2558HS001-GB	3	15
WST-LAY	<i>WARNING! High temperature</i>		UNI 7543 - ISO 3864	
	52 x 105	2654HS001-GB	3	15
WST-TAW	<i>WARNING! High temperature</i>			
	50	0600HS001-GB	5	25
	100	0601HS001-GB	2	10











WS

LABELS

PET HF 40°C 130°C



Family	Size mm	Type	Labels per sheet	Quantity
WST-LSY	<i>Electrical heating resistances</i>			UNI EN ISO 7010 ISO 3864 - UNI 7543
	65 x 131	2455HS003-GB	1	10
WST-LAY	<i>WARNING! Electrical heating resistances</i>			UNI 7543 - ISO 3864
	52 x 105	2654HS003-GB	3	15
WST-LSY	<i>High temperature zone</i>			UNI 7543 - ISO 3864
	52 x 105	2454HS004-GB	1	10
WST-TSW	<i>High temperature zone</i>			
	150	0402HS004-GB	1	5
WST-TSW	<i>Danger of scalding</i>			
	100	0401HS008-GB	2	10
WS-LD	Danger of death			UNI EN ISO 7010 ISO 3864 - UNI 7543
	25	200401	24	240
	50	200402	10	50
	100	200403	2	10
	150	200404	1	10
	200	200405	1	5
	300	200406	1	1
WS-RM	Radiations			UNI EN ISO 7010 ISO 3864 - UNI 7543
	25	201601	24	240
	50	201602	10	50
	100	201603	2	10
	150	201604	1	10
	200	201605	1	5
	300	201606	1	1
WS-MS	Moving stairlift			UNI EN ISO 7010 ISO 3864 - UNI 7543
	25	201701	24	240
	50	201702	10	50
	100	201703	2	10
	150	201704	1	10
	200	201705	1	5
	300	201706	1	1
WS-BH	Biological risk			UNI EN ISO 7010 ISO 3864 - UNI 7543
	25	200701	24	240
	50	200702	10	50
	100	200703	2	10
	150	200704	1	10
	200	200705	1	5
	300	200706	1	1
WS-WR	UV welding-radiations			UNI EN ISO 7010 ISO 3864 - UNI 7543
	50	202002	10	50
	100	202003	2	10
	150	202004	1	10
	200	202005	1	5
	300	202006	1	1

Family	Size mm	Type	Labels per sheet	Quantity
WS-TC	Splinter projection			UNI EN ISO 7010 ISO 3864 - UNI 7543
	50	202102	10	50
	100	202103	2	10
	150	202104	1	10
	200	202105	1	5
	300	202106	1	1
WS-MO	Moving mechanical components			UNI EN ISO 7010 ISO 3864 - UNI 7543
	25	202501	24	240
	50	202502	10	50
	100	202503	2	10
	150	202504	1	10
	200	202505	1	5
	300	202506	1	1
WST-TSW	<i>Moving mechanical parts</i>			
	50	0400M0001-GB	5	25
	100	0401M0001-GB	2	10
WST-TAW	<i>WARNING! Moving mechanical parts</i>			
	50	0600M0001-GB	5	25
WST-LSY	<i>Moving mechanical parts</i>			UNI 7543 - ISO 3864
	52 x 105	2454M0001-GB	1	10
	65 x 131	2455M0001-GB	1	10
WST-LAY	<i>WARNING! Moving mechanical parts</i>			UNI 7543 - ISO 3864
	52 x 105	2654M0001-GB	1	10
	120 x 200	2658M0001-GB	1	3
WST-PDY	<i>DANGER! Moving mechanical parts</i>			UNI 7543 - ISO 3864
	92 x 65	3553M0001-GB	1	10
	148 x 105	3554M0001-GB	1	5
WST-PDY	<i>DANGER! Machine being tested, unprotected mechanical components or devices</i>			UNI 7543 - ISO 3864
	297 x 210	3558M0009-GB	1	2
WS-MM	Moving cutter			UNI EN ISO 7010 ISO 3864 - UNI 7543
	25	202401	24	240
	50	202402	10	50
	100	202403	2	10
	150	202404	1	10
	200	202405	1	5
	300	202406	1	1
WS-RC	Equipment with remote control			UNI EN ISO 7010 ISO 3864 - UNI 7543
	25	201801	24	240
	50	201802	10	50
	100	201803	2	10
	150	201804	1	10
	200	201805	1	5
	300	201806	1	1

GB	English
F	French
D	German
E	Spanish
...	other language

other language on request



PET **HF** **40°C** **130°C**



Family	Size mm	Type	Labels per sheet	Quantity
WS-WH	Heated spray		UNI EN ISO 7010 ISO 3864 - UNI 7543	
	25	202201	24	240
	50	202202	10	50
	100	202203	2	10
	150	202204	1	10
	200	202205	1	5
	300	202206	1	1
WS-AS	Automatic start		UNI EN ISO 7010 ISO 3864 - UNI 7543	
	50	202302	10	50
	100	202303	2	10
	150	202304	1	10
	200	202305	1	5
	300	202306	1	1
WST-LSY	<i>Automatic start</i>		UNI 7543 - ISO 3864	
	65 x 131	2455AS001-GB	1	10
WST-TSW	<i>Starts without warning</i>			
	100	0401AS002-GB	2	10
WST-LAY	<i>WARNING! Machine starts automatically</i>		UNI 7543 - ISO 3864	
	120 x 200	2658AS003-GB	1	3
WST-TSW	<i>WARNING!</i>			
	100	0401AS013-GB	2	10
WS-FG	Falling materials		UNI EN ISO 7010 ISO 3864 - UNI 7543	
	50	202602	10	50
	100	202603	2	10
	150	202604	1	10
	200	202605	1	5
	300	202606	1	1
WS-HL	Suspended loads		UNI EN ISO 7010 ISO 3864 - UNI 7543	
	50	202702	10	50
	100	202703	2	10
	150	202704	1	10
	200	202705	1	5
	300	202706	1	1
WST-LSY	<i>Suspended loads</i>		UNI 7543 - ISO 3864	
	120 x 200	2458HL001	1	3
WS-AF	Hole in the ground		UNI EN ISO 7010 ISO 3864 - UNI 7543	
	25	203201	24	240
	50	203202	10	50
	100	203203	2	10
	150	203204	1	10
	200	203205	1	5
	300	203206	1	1









Family	Size mm	Type	Labels per sheet	Quantity
WS-DF	Danger of falling		UNI EN ISO 7010 ISO 3864 - UNI 7543	
	25	203301	24	240
	50	203302	10	50
	100	203303	2	10
	150	203304	1	10
	200	203305	1	5
	300	203306	1	1
WS-DO	Obstacles on ground		UNI EN ISO 7010 ISO 3864 - UNI 7543	
	25	203401	24	240
	50	203402	10	50
	100	203403	2	10
	150	203404	1	10
	200	203405	1	5
	300	203406	1	1
WS-SD	Slippery surface		UNI EN ISO 7010 ISO 3864 - UNI 7543	
	25	203501	24	240
	50	203502	10	50
	100	203503	2	10
	150	203504	1	10
	200	203505	1	5
	300	203506	1	1
WS-CH	Danger to hands		UNI EN ISO 7010 ISO 3864 - UNI 7543	
	12,5	202800	64	320
		202800-BULK	323	1.615
	25	202801	24	240
		202801-BULK	120	1.200
	50	202802	10	50
		202802-BULK	30	900
	100	202803	2	10
		202803-BULK	6	450
	150	202804	1	10
		202805	1	5
	200	202806	1	1
		202806	1	1
WST-LSY	<i>Danger to hands</i>		UNI 7543 - ISO 3864	
	65 x 131	2455CH001	1	10
WST-TSW	<i>Danger to hands</i>			
	50	0400CH001	5	25
	100	0401CH001	2	10
	150	0402CH001	1	5
WST-PAY	<i>WARNING! Danger to hands</i>		UNI 7543 - ISO 3864	
	297 x 210	3658CH001	1	2
WST-TSW	<i>Danger of crushing</i>			
	50	0400CH003	5	25
	100	0401CH003	2	10
WS-MB	Danger of crushing			
	50	202902	10	50
	100	202903	2	10
	150	202904	1	10
	200	202905	1	5
	300	202906	1	1
	202906	1	1	







WS

LABELS

PET HF 40°C 130°C



Family	Size mm	Type	Labels per sheet	Quantity
WST-LSY	Danger of crushing			UNI 7543 - ISO 3864
	65 x 131	2455MB001-GB	1	10
WS-PA	Vehicles crossing			UNI EN ISO 7010 ISO 3864 - UNI 7543
	25	203601	24	240
	50	203602	10	50
	100	203603	2	10
	150	203604	1	10
	200	203605	1	5
	300	203606	1	1
WS-VR	Mining car			UNI EN ISO 7010 ISO 3864 - UNI 7543
	25	203701	24	240
	50	203702	10	50
	100	203703	2	10
	150	203704	1	10
	200	203705	1	5
	300	203706	1	1
WS-MC	Lift trucks			UNI EN ISO 7010 ISO 3864 - UNI 7543
	50	203102	10	50
	100	203103	2	10
	150	203104	1	10
	200	203105	1	5
	300	203106	1	1
WS-MT	Danger of tipping			UNI EN ISO 7010 ISO 3864 - UNI 7543
	50	203002	10	50
	100	203003	2	10
	150	203004	1	10
	200	203005	1	5
	300	203006	1	1
WS-DD	Danger of death			UNI EN ISO 7010 ISO 3864 - UNI 7543
	50	204702	10	50
	100	204703	2	10
	150	204704	1	10
	200	204705	1	5
	300	204706	1	1
WS-OL	Optical light			UNI EN ISO 7010 ISO 3864 - UNI 7543
	50	204902	10	50
	100	204903	2	10
	150	204904	1	10
	200	204905	1	5
	300	204906	1	1
WS-ST	Steam			UNI EN ISO 7010 ISO 3864 - UNI 7543
	25	204801	24	240
	50	204802	10	50
	100	204803	2	10
	150	204804	1	10
	200	204805	1	5
	300	204806	1	1

Family	Size mm	Type	Labels per sheet	Quantity
WS-BS	Boiling substance			UNI EN ISO 7010 ISO 3864 - UNI 7543
	50	205002	10	50
	100	205003	2	10
	150	205004	1	10
	200	205005	1	5
	300	205006	1	1
WS-HK	Lifting hook			UNI EN ISO 7010 ISO 3864 - UNI 7543
	50	204602	10	50
	100	204603	2	10
	150	204604	1	10
	200	204605	1	5
WS-PR	Automatic carrier			UNI EN ISO 7010 ISO 3864 - UNI 7543
	50	205102	10	50
	100	205103	2	10
	150	205104	1	10
	200	205105	1	5
	300	205106	1	1
WS-LF	Lifting forks			UNI EN ISO 7010 ISO 3864 - UNI 7543
	50	204502	10	50
	100	204503	2	10
	150	204504	1	10
	200	204505	1	5
WS-WD	Watchdog			UNI EN ISO 7010 ISO 3864 - UNI 7543
	100	205203	2	10
	150	205204	2	10
	200	205205	1	5
	300	205206	1	1
WS-LR	Laser			
	25	203801	24	240
	50	203802	10	50
	100	203803	2	10
	150	203804	1	10
	200	203805	1	5
	300	203806	1	1
WS-LB	Laser			UNI EN ISO 7010 ISO 3864 - UNI 7543
	12,5	203900	64	320
		203900-BULK	323	1.615
	25	203901	24	240
		203901-BULK	120	1.200
	50	203902	10	50
		203902-BULK	30	900
	100	203903	2	10
		203903-BULK	6	450

GB	English
F	French
D	German
E	Spanish
...	other language

other language on request



PET **HF** **40°C** **130°C**



Family	Size mm	Type	Labels per sheet	Quantity
WS-HTP	Electrical hazard			
	37 x 18	204000	7	35
		204000-BULK	60	1.080
	52 x 26	204001	5	25
		204001-BULK	27	810
	74 x 37	204002	3	15
		204002-BULK	12	1.020
	105 x 52	204003	1	10
		204003-BULK	6	300
	148 x 74	204004	1	5
		204005	1	3
230 V				
	52 x 26	204101HT012	5	25
		204101HT012-BULK	27	810
	74 x 37	204102HT012	3	15
		204102HT012-BULK	12	1.020
	105 x 52	204103HT012	1	10
		204103HT012-BULK	6	300
400 V				
	52 x 26	204101HT015	5	25
		204101HT015-BULK	27	810
	74 x 37	204102HT015	3	15
		204102HT015-BULK	12	1.020
	105 x 52	204103HT015	1	10
		204103HT015-BULK	6	300
400 V AC				
	52 x 26	204101HT075	5	25
415 V				
	52 x 26	204101HT085	5	25

Family	Size mm	Type	Labels per sheet	Quantity	
WS-ESD	Static electricity			UNI EN ISO 7010 ISO 3864 - UNI 7543	
	12,5	200000	64	320	
		200000-BULK	323	1.615	
	25	200001	24	240	
		200001-BULK	120	1.200	
	50	200002	10	50	
		200002-BULK	30	900	
100	200003	2	10		
	200003-BULK	6	300		
WST-ESDT	<i>WARNING! Static electricity. Take appropriate precautions</i>				
	26 x 52	3601ES001-GB	3	15	
WST-ESDT	<i>WARNING!</i>				
	37 x 74	3600ES002-GB	5	25	
WSE	Emergency - STOP				
	60	204500	1	10	
	60	204500-GB	1	10	
	60	204500-D	1	10	
	60	204500-F	1	10	
	60	204500-E	1	10	
	60	204500-P	1	100	
	80	204501	1	10	
	rigid PVC, no adhesive				
	60	204500VR	1	100	
	60	204500VR-GB	1	100	
60	204500VR-E	1	100		

Prohibition symbols


PVC film, on sheet

Consist of PS symbols supplemented by information in text form PST, or text only signs which can be used in combination with symbol only signs.

Available in different graphic modes and formats, for marking equipment, machinery and installations in a detailed and efficient way.

Material: Polyester film over-laminated with transparent film resistant to UV, thickness approximately 0,1 mm. Resistant to Water, Oil, Grease, Alcohol, Detergent, Alkaline Substances and Atmospheric Agents. Low flammability, self extinguishing. Recommended for application to equipment for internal or external use, but not directly exposed to atmospheric agents. If exposed to atmospheric agents, the life of the label may be limited to five years.

Application temperature range: -40°C (-40°F) to +130°C (+266°F)



Family	Size mm	Type	Labels per sheet	Quantity
PS-NS	No smoking			UNI EN ISO 7010 ISO 3864 - UNI 7543
	25	210000	15	150
	50	210001	3	30
	60	210002	3	30
	100	210003	2	10
	200	210004	1	5
	300	210005	1	1
PST-LSR	<i>No smoking</i>			ISO 3864 - UNI 7543
	150 x 300	4207NS001-GB	1	3
PST-PSW	<i>No smoking</i>			ISO 3864 - UNI 7543
	297 x 210	4307NS001-GB	1	2
PS-FL	Do not use open flames			UNI EN ISO 7010 ISO 3864 - UNI 7543
	25	210100	15	150
	50	210101	3	30
	60	210102	3	30
	100	210103	2	10
	200	210104	1	5
	300	210105	1	1
PST-LSR	<i>Do not use open flames</i>			
	150 x 300	4207FL001-GB	1	3

Family	Size mm	Type	Labels per sheet	Quantity
PS-SW	Do not use water to extinguish fires			UNI EN ISO 7010 ISO 3864 - UNI 7543
	25	210200	15	150
		210200-BULK	63	1.260
	50	210201	3	30
		210201-BULK	15	750
	60	210202	3	30
		210203	2	10
	100	210203-BULK	4	500
		210204	1	5
	300	210205	1	1
	PST-LSR	<i>No water to be used for extinguishing fires</i>		
	32 x 65	4200SW001-GB	4	20
	37 x 74	4201SW001-GB	3	15
	52 x 105	4202SW001-GB	1	10
	65 x 131	4203SW001-GB	1	10
	74 x 148	4204SW001-GB	1	5
	150 x 300	4207SW001-GB	1	3
PST-PSW	<i>No water to be used for extinguishing fires</i>			ISO 3864 - UNI 7543
	105 x 74	4303SW001-GB	1	10
	210 x 148	4306SW001-GB	1	3
PST-LSR	<i>Do not use water to extinguish fires</i>			
	52 x 105	4202SW002-GB	1	10
PST-PSW	<i>Do not use water here</i>			ISO 3864 - UNI 7543
	297 x 210	4307SW004-GB	1	2
PST-LSR	<i>Do not use water to extinguish fires</i>			
	65 x 131	4203SW005-GB	1	10

PS

LABELS

PET HF 40°C 130°C




Family	Size mm	Type	Labels per sheet	Quantity
PS-TP	No photographs			UNI EN ISO 7010 ISO 3864 - UNI 7543
	25	212600	15	150
	50	212601	3	30
	60	212602	3	30
	100	212603	2	10
	200	212604	1	5
	300	212605	1	1
PS-DW	No drinking, no drinking water			UNI EN ISO 7010 ISO 3864 - UNI 7543
	25	210300	15	150
	50	210301	3	30
	60	210302	3	30
	100	210303	2	10
	200	210304	1	5
	300	210305	1	1
PS-SK	No water jets			UNI EN ISO 7010 ISO 3864 - UNI 7543
	25	210400	15	150
	50	210401	3	30
	60	210402	3	30
	100	210403	2	10
	200	210404	1	5
	300	210405	1	1
PST-PSW	<i>Do not wash machines with water jets</i>			ISO 3864 - UNI 7543
	92 x 65	4302SK007-GB	1	10
PS-DC	Do not turn the switch			UNI EN ISO 7010 ISO 3864 - UNI 7543
	25	211500	15	150
	50	211501	3	30
	60	211502	3	30
	100	211503	2	10
	200	211504	1	5
	300	211505	1	1
PST-LSR	<i>Do not operate the switch</i>			
	65 x 131	4203DC001-GB	1	10
PS-NP	No entry			UNI EN ISO 7010 ISO 3864 - UNI 7543
	25	210500	15	150
	50	210501	3	30
	60	211502	3	30
	100	210503	2	10
	200	211504	1	5
	300	211505	1	1
PST-PSW	<i>Access prohibited</i>			ISO 3864 - UNI 7543
	74 x 52	4301NP003-GB	2	10
	148 x 105	4304NP003-GB	1	5

Family	Size mm	Type	Labels per sheet	Quantity
PST-LSR	<i>Access for personnel only</i>			
	150 x 300	4207NP004-GB	1	3
PST-LSR	<i>No access to unauthorised personnel</i>			ISO 3864 - UNI 7543
	52 x 105	4202NP005-GB	1	10
	74 x 148	4204NP005-GB	1	5
PST-PSW	<i>No access to unauthorised personnel</i>			ISO 3864 - UNI 7543
	297 x 210	4307NP005-GB	1	2
PST-PSW	<i>No access to unauthorised persons</i>			ISO 3864 - UNI 7543
	105 x 74	4303NP006-GB	1	10
PST-LSR	<i>No access to non-company personnel</i>			ISO 3864 - UNI 7543
	74 x 148	4204NP007-GB	1	5
PS-PP	No pedestrian traffic			UNI EN ISO 7010 ISO 3864 - UNI 7543
	25	210600	15	150
	50	210601	3	30
	60	210602	3	30
	100	210603	2	10
	200	210604	1	5
	300	210605	1	1
PST-LSR	<i>Pedestrians not allowed on this route</i>			ISO 3864 - UNI 7543
	105 x 210	4205PP005-GB	1	3
PS-AA	No access for animals			UNI EN ISO 7010 ISO 3864 - UNI 7543
	25	210700	15	150
	50	210701	3	30
	60	210702	3	30
	100	210703	2	10
	200	210704	1	5
	300	210705	1	1
PS-PC	No access for lift trucks			UNI EN ISO 7010 ISO 3864 - UNI 7543
	25	210800	15	150
	50	210801	3	30
	60	210802	3	30
	100	210803	2	10
	200	210804	1	5
	300	210805	1	1
PS-NM	Do not carry out any operations			
	25	211400	15	150
	50	211401	3	30
	60	211402	3	30
	100	211403	2	10
	200	211404	1	5
	300	211405	1	1

GB	English
F	French
D	German
E	Spanish
...	other language

other language on request



PET **HF** **40°C** **130°C**



Family	Size mm	Type	Labels per sheet	Quantity
PST-LSR	<i>Do not carry out any operations</i>			
	65 x 131	4203NM001-GB	1	10
	120 x 200	4206NM001-GB	1	3
PS-AP	General prohibition <small>UNI EN ISO 7010 ISO 3864 - UNI 7543</small>			
	25	212700	15	150
	50	212701	3	30
	60	212702	3	30
	100	212703	2	10
	200	212704	1	5
	300	212705	1	1
	<i>Always use in combination with other symbol or text</i>			
PS-MF	Mobile radios prohibited <small>UNI EN ISO 7010 ISO 3864 - UNI 7543</small>			
	25	211600	15	150
	50	211601	3	30
	60	211602	3	30
	100	211603	2	10
	200	211604	1	5
	300	211605	1	1
PS-CP	Mobile phones prohibited <small>UNI EN ISO 7010 ISO 3864 - UNI 7543</small>			
	25	211700	15	150
	50	211701	3	30
	60	211702	3	30
	100	211703	2	10
	200	211704	1	5
300	211705	1	1	
PS-PM	No access to cardiac pacemakers <small>UNI EN ISO 7010 ISO 3864 - UNI 7543</small>			
	25	212100	15	150
	50	212101	3	30
	60	212102	3	30
	100	212103	2	10
	200	212104	1	5
300	212105	1	1	
PST-PSW	<i>No access for persons with cardiac stimulators</i> <small>ISO 3864 - UNI 7543</small>			
	297 x 210	4307PM001-GB	1	2
PS-MC	Do not bring magnetic cards in here <small>UNI EN ISO 7010 ISO 3864 - UNI 7543</small>			
	25	211800	15	150
	50	211801	3	30
	60	211802	3	30
	100	211803	2	10
	200	211804	1	5
300	211805	1	1	
PS-MT	Do not bring watches or metal objects in here <small>UNI EN ISO 7010 ISO 3864 - UNI 7543</small>			
	25	211900	15	150
	50	211901	3	30
	60	211902	3	30
	100	211903	2	10
	200	211904	1	5
300	211905	1	1	

Family	Size mm	Type	Labels per sheet	Quantity
PS-MP	No access for persons with metal prostheses <small>UNI EN ISO 7010 ISO 3864 - UNI 7543</small>			
	25	212000	15	150
	50	212001	3	30
	60	212002	3	30
	100	212003	2	10
	200	212004	1	5
300	212005	1	1	
PS-RP	Do not remove guards <small>UNI EN ISO 7010 ISO 3864 - UNI 7543</small>			
	25	212400	15	150
	50	212401	3	30
	60	212402	3	30
	100	212403	2	10
	200	212404	1	5
300	212405	1	1	
PST-LSR	<i>Do not remove guards</i>			
	52 x 105	4202RP001-GB	1	10
PST-PSW	<i>Do not remove guards</i> <small>ISO 3864 - UNI 7543</small>			
	92 x 65	4302RP001-GB	1	10
PST-LSR	<i>Do not remove the protection and safety devices</i>			
	37 x 74	4201RP003-GB	3	15
PST-PSW	<i>Do not remove the protection and safety devices</i> <small>ISO 3864 - UNI 7543</small>			
	74 x 52	4301RP003-GB	2	10
	92 x 65	4302RP003-GB	1	10
	105 x 74	4303RP003-GB	1	10
	148 x 105	4304RP003-GB	1	5
PS-HC	Do not stand under the forks <small>ISO 3864 - UNI 7543</small>			
	25	210900	15	150
	50	210901	3	30
	60	210902	3	30
	100	210903	2	10
	200	210904	1	5
	300	210905	1	1
PS-UC	No climbing on the forks <small>UNI EN ISO 7010 ISO 3864 - UNI 7543</small>			
	25	211000	15	150
	50	211001	3	30
	60	211002	3	30
	100	211003	2	10
	200	211004	1	5
	300	211005	1	1
PS-SM	No materials to be deposited <small>UNI EN ISO 7010 ISO 3864 - UNI 7543</small>			
	25	211100	15	150
	50	211101	3	30
	60	211102	3	30
	100	211103	2	10
	200	211104	1	5
	300	211105	1	1

PS

LABELS

PET HF 40°C 130°C



Family	Size mm	Type	Labels per sheet	Quantity
	PS-UG Use of gloves prohibited		UNI EN ISO 7010 ISO 3864 - UNI 7543	
	25	212800	15	150
	50	212801	3	30
	60	212802	3	30
	100	212803	2	10
	200	212804	1	5
	300	212805	1	1
	PS-NL Do not lubricate moving parts		UNI EN ISO 7010 ISO 3864 - UNI 7543	
	25	212500	15	150
	50	212501	3	30
	60	212502	3	30
	100	212503	2	10
	200	212504	1	5
	PST-PSW Do not lubricate moving parts		ISO 3864 - UNI 7543	
	92 x 65	4302NL001-GB	1	10
	PST-PSW No operations permitted on moving parts		ISO 3864 - UNI 7543	
	92 x 65	4302NL003-GB	1	10
	105 x 74	4303NL003-GB	1	10
	PST-PSW Do not lubricate and clean while in motion		ISO 3864 - UNI 7543	
	74 x 52	4301NL006-GB	2	10
	PST-PSW Do not repair or adjust while in motion		ISO 3864 - UNI 7543	
	74 x 52	4301NL007-GB	2	10
	PS-SC Do not spray CFCs		UNI EN ISO 7010 ISO 3864 - UNI 7543	
	25	213000	15	150
	50	213001	3	30
	60	213002	3	30
	100	213003	2	10
	200	213004	1	5
	300	213005	1	1
	PS-LK Use of padlocks prohibited		UNI EN ISO 7010 ISO 3864 - UNI 7543	
	25	213100	15	150
	50	213101	3	30
	60	213102	3	30
	100	213103	2	10
	200	213104	1	5
	300	213105	1	1
	PS-HF Hair is not to be worn loose		UNI EN ISO 7010 ISO 3864 - UNI 7543	
	25	213200	15	150
	50	213201	3	30
	60	213202	3	30
	100	213203	2	10
	200	213204	1	5
	300	213205	1	1

Family	Size mm	Type	Labels per sheet	Quantity
	PS-PE No riding on the goods lift		UNI EN ISO 7010 ISO 3864 - UNI 7543	
	25	212200	15	150
	50	212201	3	30
	60	212202	3	30
	100	212203	2	10
	200	212204	1	5
	300	212205	1	1
	PS-PH Goods lift not to be used for carrying persons		UNI EN ISO 7010 ISO 3864 - UNI 7543	
	25	212300	15	150
	50	212301	3	30
	60	212302	3	30
	100	212303	2	10
	200	212304	1	5
	PS-ED No camping		UNI EN ISO 7010 ISO 3864 - UNI 7543	
	25	212900	15	150
	50	212901	3	30
	60	212902	3	30
	100	212903	2	10
	PS-MS Do not approach magnetic fields		UNI EN ISO 7010 ISO 3864 - UNI 7543	
	25	213300	15	150
	50	213301	3	30
	60	213302	3	30
	100	213303	2	10
	PS-OD Do not touch		UNI EN ISO 7010 ISO 3864 - UNI 7543	
	25	211200	15	150
	50	211201	3	30
	60	211202	3	30
	100	211203	2	10
	PST-PSW Do not touch		ISO 3864 - UNI 7543	
	74 x 52	43010D001-GB	2	10
	105 x 74	43030D001-GB	1	10
	297 x 210	43070D001-GB	1	2
	PST-LSR Do not open			
	52x105	42020D002-GB	1	10
	PST-LSR Do not open. Panel to be opened by authorised persons only			
	52 x 105	42020D007-GB	1	10
	74 x 148	42040D007-GB	1	5

LABELS

GB	English
F	French
D	German
E	Spanish
...	other language

other language on request



PET **HF** **40°C** **130°C**



Family	Size mm	Type	Labels per sheet	Quantity
PST-LSR	<i>Do not open. Panel to be opened by electricians only</i>			
	37 x 74	42010D008-GB	3	15
	52 x 105	42020D008-GB	1	10
	74 x 148	42040D008-GB	1	5
PST-PSW	<i>Do not open. Panel to be opened by electricians only</i>			ISO 3864 - UNI 7543
	74 x 52	43010D008-GB	2	10
	105 x 74	43030D008-GB	1	10
PST-LSR	<i>Unauthorised opening forbidden</i>			
	65 x 131	42030D009-GB	1	10
PS-TA	Do not open			UNI EN ISO 7010 ISO 3864 - UNI 7543
	25	211300	15	150
		211300-BULK	63	1.260
	50	211301	3	30
		211301-BULK	15	750
	60	211302	3	30
	100	211303	2	10
		211303-BULK	4	500
	300	211304	1	5
	211305	1	1	
PST-LSR	<i>Do not open</i>			
	52 x 105	4202TA001-GB	1	10
PST-LSR	<i>Do not open live equipment</i>			
	52 x 105	4202TA003-GB	1	10
PST-LSR	<i>Do not open. Panel to be opened by authorised persons only</i>			
	37 x 74	4201TA006-GB	3	15
	52 x 105	4202TA006-GB	1	10
	65 x 131	4203TA006-GB	1	10
PST-PSW	<i>Do not open. Panel to be opened by authorised persons only</i>			ISO 3864 - UNI 7543
	92 x 65	4302TA006-GB	1	10
PST-LSR	<i>Do not open. Panel to be opened by electricians only</i>			
	52 x 105	4202TA007-GB	1	10
	105 x 210	4205TA007-GB	1	3
PST-PSW	<i>Do not open. Panel to be opened by electricians only</i>			ISO 3864 - UNI 7543
	92 x 65	4302TA007-GB	1	10
PS-RS	Use of roller skates prohibited			UNI EN ISO 7010 ISO 3864 - UNI 7543
	25	213500	15	150
	50	213501	3	30
	60	213502	3	30
	100	213503	2	10
	200	213504	1	5
	300	213505	1	1

Family	Size mm	Type	Labels per sheet	Quantity
PS-MH	Do not stand under the moving arm			UNI EN ISO 7010 ISO 3864 - UNI 7543
	25	213400	15	150
	50	213401	3	30
	60	213402	3	30
	100	213403	2	10
	200	213404	1	5
	300	213405	1	1

MS



LABELS

Mandatory signs

Polyester film, Halogen free, on sheet

Consist of MS symbols supplemented by information in text form MST, or text only signs which can be used in combination with symbol only signs.






Available in different graphic modes and formats, for marking equipment, machinery and installations in a detailed and efficient way.






Material: Polyester film over-laminated with transparent film resistant to UV, thickness approximately 0,1 mm. Resistant to Water, Oil, Grease, Alcohol, Detergent, Alkaline Substances and Atmospheric Agents. Low flammability, self extinguishing. Recommended for application to equipment for internal or external use, but not directly exposed to atmospheric agents. If exposed to atmospheric agents, the life of the label may be limited to five years.

Application temperature range: -40°C (-40°F) to +130°C (+266°F)

PET HF -40°C +130°C



Family	Size mm	Type	Labels per sheet	Quantity
MS-WG	Protective goggles must be worn			UNI EN ISO 7010 ISO 3864 - UNI 7543
	25	220000	15	150
	50	220001	3	30
	60	220002	3	30
	100	220003	2	10
	200	220004	1	5
	300	220005	1	1
MS-WH	Protective helmets are required			UNI EN ISO 7010 ISO 3864 - UNI 7543
	25	220100	15	150
	50	220101	3	30
	60	220102	3	30
	100	220103	2	10
	200	220104	1	5
	300	220105	1	1
MS-WD	Protective earmuffs are required			UNI EN ISO 7010 ISO 3864 - UNI 7543
	25	220200	15	150
	50	220201	3	30
	60	220202	3	30
	100	220203	2	10
	200	220204	1	5
	300	220205	1	1
MST-PSW	<i>Protect your hearing</i>			ISO 3864 - UNI 7543
	148X105	6304WD002	1	5
MS-WO	Full body protection required			UNI EN ISO 7010 ISO 3864 - UNI 7543
	25	220700	15	150
	50	220701	3	30
	60	220702	3	30
	100	220703	2	10
	200	220704	1	5
	300	220705	1	1









Family	Size mm	Type	Labels per sheet	Quantity
MS-GM	Gas masks required			UNI EN ISO 7010 ISO 3864 - UNI 7543
	25	220300	15	150
	50	220301	3	30
	60	220302	3	30
	100	220303	2	10
	200	220304	1	5
	300	220305	1	1
MS-MM	Protective mask required			UNI EN ISO 7010 ISO 3864 - UNI 7543
	25	220400	15	150
	50	220401	3	30
	60	220402	3	30
	100	220403	2	10
	200	220404	1	5
	300	220405	1	1
MS-WC	Hats must be worn			UNI EN ISO 7010 ISO 3864 - UNI 7543
	25	220500	15	150
	50	220501	3	30
	60	220502	3	30
	100	220503	2	10
	200	220504	1	5
	300	220505	1	1
MS-CG	Wear protective gloves			UNI EN ISO 7010 ISO 3864 - UNI 7543
	25	220900	15	150
	50	220901	3	30
	60	220902	3	30
	100	220903	2	10
	200	220904	1	5
	300	220905	1	1
MST-PSW	<i>Wear protective gloves</i>			ISO 3864 - UNI 7543
	148 x 105	6304CG001-GB	1	5









GB	English
F	French
D	German
E	Spanish
...	other language

other language on request



PET **HF** **40°C** **130°C**

Family	Size mm	Type	Labels per sheet	Quantity
MST-PSW	<i>Safety gloves required</i>			ISO 3864 - UNI 7543
	105 x 74	6303CG005-GB	1	10
MS-HP	Hair must be tied back			UNI EN ISO 7010 ISO 3864 - UNI 7543
	25	220600	15	150
	50	220601	3	30
	60	220602	3	30
	100	220603	2	10
	200	220604	1	5
	300	220605	1	1
MS-WA	Apron must be worn			UNI EN ISO 7010 ISO 3864 - UNI 7543
	25	220800	15	150
	50	220801	3	30
	60	220802	3	30
	100	220803	2	10
	200	220804	1	5
300	220805	1	1	
MS-HD	Protect head and hearing			UNI EN ISO 7010 ISO 3864 - UNI 7543
	25	221200	15	150
	50	221201	3	30
	60	221202	3	30
	100	221203	2	10
	200	221204	1	5
300	221205	1	1	
MS-GD	Protect eyes and hearing			UNI EN ISO 7010 ISO 3864 - UNI 7543
	25	221300	15	150
	50	221301	3	30
	60	221302	3	30
	100	221303	2	10
	200	221304	1	5
300	221305	1	1	
MST-LSB	<i>Protect eyes and hearing</i>			ISO 3864 - UNI 7543
	120 x 200	6206GD001-GB	1	3
MS-LG	Wear gloves with wrist protection			UNI EN ISO 7010 ISO 3864 - UNI 7543
	25	221000	15	150
	50	221001	3	30
	60	221002	3	30
	100	221003	2	10
	200	221004	1	5
300	221005	1	1	
MS-WB	Wear protective footwear			UNI EN ISO 7010 ISO 3864 - UNI 7543
	25	221100	15	150
	50	221101	3	30
	60	221102	3	30
	100	221103	2	10
	200	221104	1	5
300	221105	1	1	

Family	Size mm	Type	Labels per sheet	Quantity
MST-PSW	<i>Wear protective footwear</i>			ISO 3864 - UNI 7543
	148 x 105	6304WB001-GB	1	5
MS-WM	Wear facial protection			UNI EN ISO 7010 ISO 3864 - UNI 7543
	25	221700	15	150
	50	221701	3	30
	60	221702	3	30
	100	221703	2	10
	200	221704	1	5
300	221705	1	1	
MST-PSW	<i>Wear face shield</i>			ISO 3864 - UNI 7543
	105 x 74	6303WM001-GB	1	10
MS-DS	Wear footwear with conductive soles			UNI EN ISO 7010 ISO 3864 - UNI 7543
	25	222200	15	150
	50	222201	3	30
	60	222202	3	30
	100	222203	2	10
	200	222204	1	5
300	222205	1	1	
MS-MH	Wear helmet and face shield			UNI EN ISO 7010 ISO 3864 - UNI 7543
	25	221800	15	150
	50	221801	3	30
	60	221802	3	30
	100	221803	2	10
	200	221804	1	5
300	221805	1	1	
MS-CH	Wash hands before leaving work			UNI EN ISO 7010 ISO 3864 - UNI 7543
	25	221900	15	150
	50	221901	3	30
	60	221902	3	30
	100	221903	2	10
	200	221904	1	5
300	221905	1	1	
MS-PH	Wear safety harness			UNI EN ISO 7010 ISO 3864 - UNI 7543
	25	222000	15	150
	50	222001	3	30
	60	222002	3	30
	100	222003	2	10
	200	222004	1	5
300	222005	1	1	
MS-HG	Protect head and eyes			UNI EN ISO 7010 ISO 3864 - UNI 7543
	25	221400	15	150
	50	221401	3	30
	60	221402	3	30
	100	221403	2	10
	200	221404	1	5
300	221405	1	1	

MS

LABELS

PET **HF** **40°C** **130°C**



Family	Size mm	Type	Labels per sheet	Quantity
MS-HM	Protect head and respiratory passages			UNI EN ISO 7010 ISO 3864 - UNI 7543
	25	221500	15	150
	50	221501	3	30
	60	221502	3	30
	100	221503	2	10
	200	221504	1	5
	300	221505	1	1
MS-FP	Head, eyes and hearing must be protected			UNI EN ISO 7010 ISO 3864 - UNI 7543
	25	221600	15	150
	50	221601	3	30
	60	221602	3	30
	100	221603	2	10
	200	221604	1	5
	300	221605	1	1
MS-SB	Wear safety belts			UNI EN ISO 7010 ISO 3864 - UNI 7543
	25	222100	15	150
	50	222101	3	30
	60	222102	3	30
	100	222103	2	10
	200	222104	1	5
	300	222105	1	1
MS-CD	Keep the door closed			UNI EN ISO 7010 ISO 3864 - UNI 7543
	25	222300	15	150
	50	222301	3	30
	60	222302	3	30
	100	222303	2	10
	200	222304	1	5
	300	222305	1	1
MS-PT	For pedestrians only			UNI EN ISO 7010 ISO 3864 - UNI 7543
	25	222400	15	150
	50	222401	3	30
	60	222402	3	30
	100	222403	2	10
	200	222404	1	5
	300	222405	1	1
MS-PS	Footbridge			UNI EN ISO 7010 ISO 3864 - UNI 7543
	25	222500	15	150
	50	222501	3	30
	60	222502	3	30
	100	222503	2	10
	200	222504	1	5
	300	222505	1	1
MS-ME	Lift for goods only			UNI EN ISO 7010 ISO 3864 - UNI 7543
	25	222600	15	150
	50	222601	3	30
	60	222602	3	30
	100	222603	2	10
	200	222604	1	5
	300	222605	1	1

Family	Size mm	Type	Labels per sheet	Quantity
MS-PD	Direction			UNI EN ISO 7010 ISO 3864 - UNI 7543
	25	223200	15	150
	50	223201	3	30
	60	223202	3	30
	100	223203	2	10
	200	223204	1	5
	300	223205	1	1
MS-PE	Lift for passengers only			UNI EN ISO 7010 ISO 3864 - UNI 7543
	25	222700	15	150
	50	222701	3	30
	60	222702	3	30
	100	222703	2	10
	200	222704	1	5
	300	222705	1	1
MS-DM	Unplug from mains			UNI EN ISO 7010 ISO 3864 - UNI 7543
	25	222800	15	150
	50	222801	3	30
	60	222802	3	30
	100	222803	2	10
	200	222804	1	5
	300	222805	1	1
MS-BC	Switch off power before starting work			UNI EN ISO 7010 ISO 3864 - UNI 7543
	25	222900	15	150
	50	222901	3	30
	60	222902	3	30
	100	222903	2	10
	200	222904	1	5
	300	222905	1	1
MST-PSW	<i>Disconnect the line before carrying out any operation</i>			ISO 3864 - UNI 7543
	74 x 52	6301BC002-GB	2	10
MS-AM	Obey safety regulations			UNI EN ISO 7010 ISO 3864 - UNI 7543
	25	223300	15	150
	50	223301	3	30
	60	223302	3	30
	100	223303	2	10
	200	223304	1	5
	300	223305	1	1
<i>Always use in combination with other symbol or text</i>				
MS-SA	Smoking area			UNI EN ISO 7010 ISO 3864 - UNI 7543
	25	223000	15	150
	50	223001	3	30
	60	223002	3	30
	100	223003	2	10
	200	223004	1	5
	300	223005	1	1

GB	English
F	French
D	German
E	Spanish
...	other language

other language on request




PET **HF** **40°C** **130°C**

Family	Size mm	Type	Labels per sheet	Quantity
MS-SS	Smoking allowed in marked areas only		UNI EN ISO 7010 ISO 3864 - UNI 7543	
	25	223100	15	150
	50	223101	3	30
	60	223102	3	30
	100	223103	2	10
	200	223104	1	5
	300	223105	1	1
MS-PL	Pedestrians turn left		UNI EN ISO 7010 ISO 3864 - UNI 7543	
	25	223600	15	150
	50	223601	3	30
	60	223602	3	30
	100	223603	2	10
	200	223604	1	5
	300	223605	1	1
MS-PR	Pedestrians turn right		UNI EN ISO 7010 ISO 3864 - UNI 7543	
	25	223700	15	150
	50	223701	3	30
	60	223702	3	30
	100	223703	2	10
	200	223704	1	5
	300	223705	1	1
MS-VS	Vehicles at walking pace		UNI EN ISO 7010 ISO 38164 - UNI 7543	
	25	223800	15	150
	50	223801	3	30
	60	223802	3	30
	100	223803	2	10
	200	223804	1	5
	300	223805	1	1
MST-LSB	<i>At walking pace</i>		ISO 3864 - UNI 7543	
	120 x 200	6206VS003-GB	1	3
MS-CS	At walking pace		UNI EN ISO 7010 ISO 3864 - UNI 7543	
	25	223900	15	150
	50	223901	3	30
	60	223902	3	30
	100	223903	2	10
	200	223904	1	5
	300	223905	1	1
MS-UH	Activate the alarm		UNI EN ISO 7010 ISO 3864 - UNI 7543	
	25	223400	15	150
	50	223401	3	30
	60	223402	3	30
	100	223403	2	10
	200	223404	1	5
	300	223405	1	1

Family	Size mm	Type	Labels per sheet	Quantity
MS-TD	Put refuse in the appropriate container		UNI EN ISO 7010 ISO 3864 - UNI 7543	
	25	223500	15	150
	50	223501	3	30
	60	223502	3	30
	100	223503	2	10
	200	223504	1	5
	300	223505	1	1
MS-RI	Reading manual		UNI EN ISO 7010 ISO 3864 - UNI 7543	
	50	224101	3	30
	100	224103	2	10

CS



LABELS

Electrical symbols

PVC film, on sheet

Consist of CS symbols supplemented by information in text form, or text only signs which can be used in combination with symbol only signs.

Available in different graphic modes and formats, for marking equipment, machinery and installations in a detailed and efficient way.

Material: Polyester film over-laminated with transparent film resistant to UV, thickness approximately 0,1 mm. Resistant to Water, Oil, Grease, Alcohol, Detergent, Alkaline Substances and Atmospheric Agents. Low flammability, self extinguishing. Recommended for application to equipment for internal or external use, but not directly exposed to atmospheric agents. If exposed to atmospheric agents, the life of the label may be limited to five years.

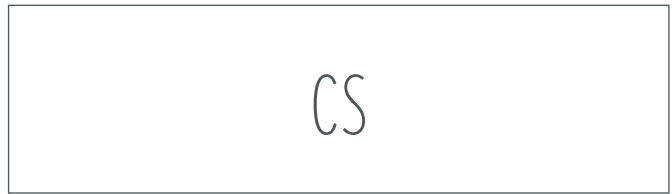
Application temperature range: -40°C (-40°F) to +130°C (+266°F)

PET HF 40°C 130°C



Family	Size mm	Type	Labels per sheet	Quantity
CS-ES	Earth			
	12,5	700600	45	225
	16	700601	28	140
	20	700602	18	90
	25	700603	15	75
	25	700604	15	75
	31,5	700605	8	40
CS-EYG	Earth			
	12,5	700700	45	225
		700700-BULK	192	960
	16	700701	28	140
		700701-BULK	117	1.170
	20	700702	18	90
		700702-BULK	80	1.200
	25	700703	15	75
31,5	700704	8	40	
CS-E	Earth			
	12,5	700800	45	225
	16	700801	28	140
	20	700802	18	90
	25	700803	15	75
	31,5	700804	8	40
CS-EP	Protected earth			
	12,5	700900	45	225
	16	700901	28	140
	20	700902	18	90
	25	700903	15	75
	31,5	700904	8	40
CS-EPY	Protected earth			
	12,5	705000	45	225
	16	705001	28	140
	20	705002	18	90
CS-EWN	Earth without noise			
	12,5	701000	45	225
	16	701001	28	140
	20	701002	18	90
	25	701003	15	75
	31,5	701004	8	40

Family	Size mm	Type	Labels per sheet	Quantity
CS-TE	Earth without interference			
	12,5	701100	45	225
	16	701101	28	140
	20	701102	18	90
	25	701103	15	75
	31,5	701104	8	40
CS-PS	Positive			
	12,5	701800	45	225
	16	701801	28	140
	20	701802	18	90
	25	701803	15	75
	31,5	701804	8	40
CS-NS	Negative			
	12,5	701900	45	225
	16	701901	28	140
	20	701902	18	90
	25	701903	15	75
	31,5	701904	8	40
CS-PR	Positive			
	12,5	702000	45	225
		702000-BULK	192	960
	16	702001	28	140
		702001-BULK	117	1.170
	20	702002	18	90
		702002-BULK	80	1.200
	25	702003	15	75
	31,5	702004	8	40
CS-NB	Negative			
	12,5	702100	45	225
		702100-BULK	192	960
	16	702101	28	140
		702101-BULK	117	1.170
	20	702102	18	90
		702102-BULK	80	1.200
	25	702103	15	75
	31,5	702104	8	40



PET HF 40°C 130°C

Family	Size mm	Type	Labels per sheet	Quantity
CS-L1 Phase 1				
	12,5	700000	45	225
		700000-BULK	192	960
	16	700001	28	140
		700001-BULK	117	1.170
	20	700002	18	90
		700002-BULK	80	1.200
	25	700003	15	75
	31,5	700004	8	40
CS-L2 Phase 2				
	12,5	700100	45	225
		700100-BULK	192	960
	16	700101	28	140
		700101-BULK	117	1.170
	20	700102	18	90
		700102-BULK	80	1.200
	25	700103	15	75
	31,5	700104	8	40
CS-L3 Phase 3				
	12,5	700200	45	225
		700200-BULK	192	960
	16	700201	28	140
		700201-BULK	117	1.170
	20	700202	18	90
		700202-BULK	80	1.200
	25	700203	15	75
	31,5	700204	8	40
CS-N Neutral				
	12,5	700300	45	225
		700300-BULK	192	960
	16	700301	28	140
		700301-BULK	117	1.170
	20	700302	18	90
		700302-BULK	80	1.200
	25	700303	15	75
	31,5	700304	8	40
CS-EY Earth				
	12,5	700400	45	225
		700400-BULK	192	960
	16	700401	28	140
		700401-BULK	117	1.170
	20	700402	18	90
		700402-BULK	80	1.200
	25	700403	15	75
	31,5	700404	8	40
CS-EW Earth				
	12,5	700500	45	225
		700500-BULK	192	960
	16	700501	28	140
		700501-BULK	117	1.170
	20	700502	18	90
		700502-BULK	80	1.200
	25	700503	15	75
	31,5	700504	8	40
CS-PE Protected conductor				
	12,5	701200	45	225
		701200-BULK	192	960
	16	701201	28	140
		701201-BULK	117	1.170
	20	701202	18	90
		701202-BULK	80	1.200
	25	701203	15	75
	31,5	701204	8	40

Family	Size mm	Type	Labels per sheet	Quantity
CS-PEN Neutral with protective function				
	12,5	701300	45	225
	16	701301	28	140
	20	701302	18	90
	25	701303	15	75
	31,5	701304	8	40
CS-N-PEN Neutral with protective function				
	12,5	704400	45	225
	16	704401	28	140
	20	704402	18	90
	31,5	704404	8	40
CS-PU Protected conductor not connected to earth				
	12,5	701400	45	225
	16	701401	28	140
	20	701402	18	90
	25	701403	15	75
	31,5	701404	8	40
CS-CC Equipotential				
	12,5	701500	45	225
	16	701501	28	140
	20	701502	18	90
	25	701503	15	75
	31,5	701504	8	40
CS-MW Earth				
	12,5	702200	45	225
	16	702201	28	140
	20	702202	18	90
	25	702203	15	75
	31,5	702204	8	40
CS-MS Earth				
	12,5	702300	45	225
	16	702301	28	140
	20	702302	18	90
	25	702303	15	75
	31,5	702304	8	40
CS-DCW Direct current				
	12,5	703000	45	225
	16	703001	28	140
	20	703002	18	90
	25	703003	15	75
	31,5	703004	8	40
CS-DCS Direct current				
	12,5	703100	45	225
	16	703101	28	140
	20	703102	18	90
	25	703103	15	75
	31,5	703104	8	40
CS-DACW Direct and alternating current				
	12,5	703200	45	225
	16	703201	28	140
	20	703202	18	90
	25	703203	15	75
	31,5	703204	8	40
CS-DACS Direct and alternating current				
	12,5	703300	45	225
	16	703301	28	140
	20	703302	18	90
	25	703303	15	75
	31,5	703304	8	40

CS

LABELS

PET HF 40°C 130°C



Family	Size mm	Type	Labels per sheet	Quantity	
CS-DIW Class II insulation					
	12,5	703400	45	225	
	16	703401	28	140	
	20	703402	18	90	
	25	703403	15	75	
	31,5	703404	8	40	
CS-DIS Class II insulation					
	12,5	703500	45	225	
	16	703501	28	140	
	20	703502	18	90	
	25	703503	15	75	
	31,5	703504	8	40	
CS-TIW Class III insulation					
	12,5	703600	45	225	
	16	703601	28	140	
	20	703602	18	90	
	25	703603	15	75	
	31,5	703604	8	40	
CS-TIS Class III insulation					
	12,5	703700	45	225	
	16	703701	28	140	
	20	703702	18	90	
	25	703703	15	75	
	31,5	703704	8	40	
CS-EX Increased safety					
	12,5	703800	45	225	
	16	703801	28	140	
	20	703802	18	90	
	25	703803	15	75	
	31,5	703804	8	40	
CS-CE EC standards					
	12,5	703900	45	225	
		703900-BULK	192	960	
	16	703901	28	140	
		703901-BULK	117	1.170	
	20	703902	18	90	
		703902-BULK	80	1.200	
	25	703903	15	75	
	31,5	703904	8	40	
	CS-PW Positive				
		12,5	701600	45	225
16		701601	28	140	
20		701602	18	90	
25		701603	15	75	
31,5		701604	8	40	
CS-NW Negative					
	12,5	701700	45	225	
	16	701701	28	140	
	20	701702	18	90	
	25	701703	15	75	
	31,5	701704	8	40	
CS-MM Connection to earth or chassis					
	12,5	702400	45	225	
	16	702401	28	140	
	20	702402	18	90	
	25	702403	15	75	
	31,5	702404	8	40	

Family	Size mm	Type	Labels per sheet	Quantity
CS-L+ Positive				
	12,5	702500	45	225
	16	702501	28	140
	20	702502	18	90
	25	702503	15	75
	31,5	702504	8	40
CS-L- Negative				
	12,5	702600	45	225
	16	702601	28	140
	20	702602	18	90
	25	702603	15	75
	31,5	702604	8	40
CS-M Voltage median point				
	12,5	702700	45	225
	16	702701	28	140
	20	702702	18	90
	25	702703	15	75
	31,5	702704	8	40
CS-ACW Alternating current				
	12,5	702800	45	225
	16	702801	28	140
	20	702802	18	90
	25	702803	15	75
	31,5	702804	8	40
CS-ACS Alternating current				
	12,5	702900	45	225
	16	702901	28	140
	20	702902	18	90
	25	702903	15	75
	31,5	702904	8	40
CS-EQP Equipotential				
	12,5	704600	45	225
	20	704602	18	90
CS-B B				
	20	704702	18	90
CS-O 0				
	20	704302	18	90
CS-R R				
	20	704802	18	90
CS-Y Y				
	20	704902	18	90

Utility sector signs


with text, PVC film




Available in different graphic modes and formats, for marking equipment, machinery and installations in a detailed and efficient way.

Texts can be supplied in different languages.

Material: Polyester film over-laminated with transparent film resistant to UV, thickness approximately 0,1 mm. Resistant to Water, Oil, Grease, Alcohol, Detergent, Alkaline Substances and Atmospheric Agents. Low flammability, self extinguishing. Recommended for application to equipment for internal or external use, but not directly exposed to atmospheric agents. If exposed to atmospheric agents, the life of the label may be limited to five years.

Application temperature range: -40°C (-40°F) to +130°C (+266°F)



Family	Size mm	Type	Labels per sheet	Language	Quantity
VS-180					
	70 x 120	268000	1	Italian	10
		268000-BULK	4	Italian	300
		268000-GB	1	English	10
		268000-GB-BULK	4	English	300
		268000-F	1	French	10
		268000-F-BULK	4	French	300
		268000-D	1	German	10
		268000-D-BULK	4	German	300
		268000-E	1	Spanish	10
		268000-E-BULK	4	Spanish	300
		268000-P	1	Portuguese	10
		268000-RUS	1	Russian	10
		268000-FIN	1	Finnish	10
		268000-TK	1	Turkish	10
		268000-CZ	1	Czech	10
		268000-NL	1	Dutch	10
		268000-PL	1	Polish	10
		268000-SLO	1	Slovenian	10
		268000-H	1	Hungarian	10
		268000-GR	1	Greek	10
268000-CN	1	Chinese	10		
VS-181					
	52 x 105	268101	1	Italian	10
		268100	1	Italian	10
		268100-GB	1	English	10
		268100-F	1	French	10
		268100-D	1	German	10
		268100-E	1	Spanish	10
		268100-P	1	Portuguese	10
	65 x 131	268101	1	Italian	10
		268100	1	Italian	10
		268100-GB	1	English	10
		268100-F	1	French	10
		268100-D	1	German	10
		268100-E	1	Spanish	10
		268100-P	1	Portuguese	10

LABELS

VS






PET

HF


40°C

130°C

RoHS
COMPLIANT
2011/65/EU

Family	Size mm	Type	Labels per sheet	Language	Quantity
VS-I82					
	52 x 105	268200	1	Italian	10
		268200-BULK	6	Italian	450
	40 x 80	268201	1	Italian	10
		268201-BULK	15	Italian	900
	52 x 105	268200-GB	1	English	10
		268200-GB-BULK	6	English	450
		268200-F	1	French	10
		268200-F-BULK	6	French	450
		268200-D	1	German	10
		268200-E	1	Spanish	10
		268200-P	1	Portuguese	10
VS-I83					
	52 x 105	268300	1	Italian	10
		268300-BULK	6	Italian	450
		268300-GB	1	English	10
		268300-GB-BULK	6	English	450
		268300-F	1	French	10
		268300-D	1	German	10
		268300-D-BULK	6	German	450
	40 x 80	268300-E	1	Spanish	10
		268300-P	1	Portuguese	10
		268301	1	italiano	10
VS-I84					
	52 x 105	268400	1	Italian	10
		268400-BULK	6	Italian	450
		268400-GB	1	English	10
		268400-F	1	French	10
		268400-D	1	German	10
		268400-E	1	Spanish	10
		268400-P	1	Portuguese	10
	40 x 80	268401	1	Italian	10
VS-I85					
	52 x 105	268500	1	Italian	10
		268500-BULK	6	Italian	450
		268500-GB	1	English	10
		268500-GB-BULK	6	English	450
		268500-F	1	French	10
		268500-F-BULK	6	French	450
		268500-D	1	German	10
		268500-D-BULK	6	German	450
		268500-E	1	Spanish	10
268500-P	1	Portuguese	10		
VS-I86					
	52 x 105	268600	1	Italian	10
		268600-GB	1	English	10
		268600-F	1	French	10
		268600-D	1	German	10
		268600-E	1	Spanish	10
		268600-P	1	Portuguese	10

GB	English
F	French
D	German
E	Spanish
...	other language



other language on request



Family	Size mm	Type	Labels per sheet	Language	Quantity
VS-I50	150 x 180	2615000	1		10
VS-I114	70 x 120	2611400	1		10
VS-I132	125 x 62	2613200	6	Italian	12
		2613200-GB	6	English	12
		2613200-F	6	French	12
		2613200-D	6	German	12
		2613200-E	6	Spanish	12
		2613200-P	6	Portuguese	12
VS-I133	125 x 62	2613300	6	Italian	12
		2613300-GB	6	English	12
		2613300-F	6	French	12
		2613300-D	6	German	12
		2613300-E	6	Spanish	12
		2613300-P	6	Portuguese	12
VS-I134	62 x 125	2613400	6	Italian	12
		2613400-GB	6	English	12
		2613400-F	6	French	12
		2613400-D	6	German	12
		2613400-E	6	Spanish	12
		2613400-P	6	Portuguese	12
VS-I135	62 x 155	2613500	3	Italian	9
		2613500-GB	3	English	9
		2613500-F	3	French	9
		2613500-D	3	German	9
		2613500-E	3	Spanish	9
		2613500-P	3	Portuguese	9

LABELS

VS

PET HF 40°C 130°C



Family	Size mm	Type	Labels per sheet	Language	Quantity
VS-I136					
	125 x 62	2613600	4	Italian	12
		2613600-GB	4	English	12
		2613600-F	4	French	12
VS-I137					
	62 x 125	2613700	6	Italian	12
		2613700-GB	6	English	12
		2613700-F	6	French	12
		2613700-D	6	German	12
		2613700-E	6	Spanish	12
		2613700-P	6	Portuguese	12
VS-I138					
	62 x 125	2613800	6	Italian	12
		2613800-GB	6	English	12
		2613800-F	6	French	12
		2613800-D	6	German	12
		2613800-E	6	Spanish	12
		2613800-P	6	Portuguese	12
VS-I139					
	62 x 125	2613900	6	Italian	12
		2613900-GB	6	English	12
		2613900-F	6	French	12
		2613900-D	6	German	12
		2613900-E	6	Spanish	12
		2613900-P	6	Portuguese	12
VS-I140					
	62 x 125	2614000	6	Italian	12
		2614000-GB	6	English	12
		2614000-F	6	French	12
		2614000-D	6	German	12
		2614000-E	6	Spanish	12
		2614000-P	6	Portuguese	12
VS-I141					
	62 x 125	2614100	6	Italian	12
		2614100-GB	6	English	12
		2614100-F	6	French	12
		2614100-D	6	German	12
		2614100-E	6	Spanish	12
		2614100-P	6	Portuguese	12

LLS-ILS

LABELS

Labels for laser and inkjet printers

self adhesive

Material: Polyester (see page 141)

PET HF -40°C +130°C

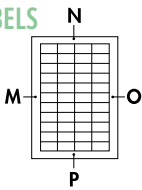


Rectangular, square corners

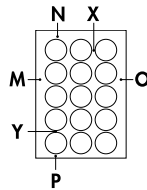


Size AxB mm	Type	white	yellow indoor	metallic grey	Row x Column	M	N	O	P	X	Y	Quantity
5 x 12	7700707...	WPYM	YPYM	SPYM	55 x 15	15	12	15	10			8.250
6 x 15	7700112...	WPYM	YPYM	SPYM	46 x 12	15	11	15	10			5.520
6 x 20	7700116...	WPYM	YPYM	SPYM	46 x 9	15	11	15	10			4.140
7 x 10	7700708...	WPYM	YPYM	SPYM	39 x 19	10	14	10	10			7.410
7 x 15	7700709...	WPYM	YPYM	SPYM	39 x 12	15	14	15	10			4.680
8 x 12	7700158...	WPYM	YPYM	SPYM	34 x 15	15	15	15	10			5.100
8 x 15	7700164...	WPYM	YPYM	SPYM	34 x 12	15	15	15	10			4.080
8 x 17	7700162...	WPYM	YPYM	SPYM	34 x 11	11,5	15	11,5	10			3.740
8 x 45	7700064...	WPYM	YPYM	SPYM	34 x 4	15	15	15	10			1.360
9 x 12	7700070...	WPYM	YPYM	SPYM	30 x 16	9	17	9	10			4.800
9 x 15	7700068...	WPYM	YPYM	SPYM	30 x 12	15	17	15	10			3.600
9 x 20	7700196...	WPYM	YPYM	SPYM	30 x 9	15	17	15	10			2.700
9 x 35	7700710...	WPYM	YPYM	SPYM	30 x 5	17,5	17	17,5	10			1.500
10 x 30	7700174...	WPYM	YPYM	SPYM	27 x 6	15	17	15	10			1.620
10 x 33	7700266...	WPYM	YPYM	SPYM	27 x 6	22,5	17	22,5	10			1.890
10 x 60	7700292...	WPYM	YPYM	SPYM	27 x 3	15	17	15	10			810
11 x 19	7700094...	WPYM	YPYM	SPYM	25 x 9	19,5	12	19,5	10			2.250
11 x 38	7700096...	WPYM	YPYM	SPYM	25 x 5	10	12	10	10			1.250
12 x 25	7700304...	WPYM	YPYM	SPYM	23 x 7	17,5	14	17,5	10			1.610
12 x 34	7700300...	WPYM	YPYM	SPYM	23 x 5	20	14	20	10			1.150
12 x 40	7700711...	WPYM	YPYM	SPYM	22 x 4	25	23	25	10			880
13 x 50	7700712...	WPYM	YPYM	SPYM	21 x 3	30	14	30	10			630
15 x 17	7700330...	WPYM	YPYM	SPYM	18 x 11	11,5	11,5	11,5	10			1.980
15 x 27	7700616...	WPYM	YPYM	SPYM	18 x 7	10,5	17	10,5	10			1.260
15 x 49	7700614...	WPYM	YPYM	SPYM	18 x 3	31,5	17	31,5	10			540
15 x 78	7700713...	WPYM	YPYM	SPYM	18 x 2	27	17	27	10			360
18 x 32	7700228...	WPYM	YPYM	SPYM	15 x 6	9	17	9	10			900
18 x 46	7700208...	WPYM	YPYM	SPYM	15 x 4	13	17	13	10			600
21 x 70	7700714...	WPYM	YPYM	SPYM	13 x 2	35	14	35	10			260
22 x 40	7700306...	WPYM	YPYM	SPYM	12 x 4	25	33	25	10			480
22 x 63	7700652...	WPYM	YPYM	SPYM	12 x 3	10,5	33	10,5	10			360
22 x 110	7700715...	WPYM	YPYM	SPYM	12 x 1	50	23	50	10			120
25 x 50	7700716...	WPYM	YPYM	SPYM	11 x 3	30	12	30	10			330
25 x 80	7700717...	WPYM	YPYM	SPYM	11 x 2	25	12	25	10			220
30 x 80	7700719...	WPYM	YPYM	SPYM	9 x 2	25	17	25	10			180
30 x 100	7700720...	WPYM	YPYM	SPYM	9 x 2	5	17	5	10			180
32 x 58	7700718...	WPYM	YPYM	SPYM	8 x 3	18	31	18	10			240
34 x 60	7700721...	WPYM	YPYM	SPYM	8 x 3	15	15	15	10			240
34 x 63	7700484...	WPYM	YPYM	SPYM	8 x 3	10,5	15	10,5	10			240
40 x 60	7700452...	WPYM	YPYM	SPYM	7 x 3	15	10	15	7			210
40 x 90	7700456...	WPYM	YPYM	SPYM	7 x 2	15	10	15	7			140
42 x 78	7700722...	WPYM	YPYM	SPYM	6 x 2	27	35	27	10			120

LABELS



M - Left margin
N - Upper margin
O - Right margin
P - Lower margin



M - Left margin
N - Upper margin
O - Right margin
P - Lower margin
X - Horizontal spacing between labels
Y - Vertical spacing between labels



Rectangular, square corners												
Size AxB mm	Type	white	yellow indoor	metallic grey	Row x Column	M	N	O	P	X	Y	Quantity
45 x 60	7700414...	WPYM	YPYM	SPYM	6 x 3	15	17	15	10			180
48 x 90	7700528...	WPYM	YPYM	SPYM	5 x 2	15	47	15	10			100
50 x 80	7700723...	WPYM	YPYM	SPYM	5 x 2	25	37	25	10			100
52 x 107	7700726...	WPYM	YPYM	SPYM	5 x 1	51,5	27	51,5	10			50
60 x 100	7700725...	WPYM	YPYM	SPYM	4 x 2	5	47	5	10			80
62 x 88	7700724...	WPYM	YPYM	SPYM	4 x 2	17	39	17	10			80
75 x 105	7700728...	WPYM	YPYM	SPYM	3 x 1	52,5	62	52,5	10			30
105 x 110	7700727...	WPYM	YPYM	SPYM	2 x 1	43,5	77	43,5	10			20
120 x 60	7700729...	WPYM	YPYM	SPYM	2 x 2	15	47	15	10			40
120 x 70	7700730...	WPYM	YPYM	SPYM	2 x 2	35	57	35	10			40
140 x 98	7700731...	WPYM	YPYM	SPYM	2 x 2	7	7	7	10			40

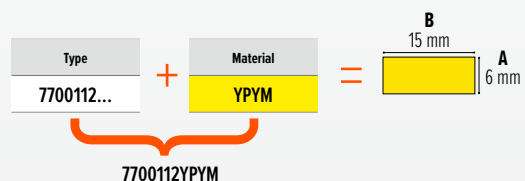
Square, square corners												
Size AxB mm	Type	white	yellow indoor	metallic grey	Row x Column	M	N	O	P	X	Y	Quantity
16 x 16	7702045...	WPYM	YPYM	SPYM	16 x 11	17	31	17	10			1.760
20 x 20	7702046...	WPYM	YPYM	SPYM	13 x 9	15	27	15	10			1.170
28 x 28	7702044...	WPYM	YPYM	SPYM	10 x 6	21	10	21	7			600
30 x 30	7702032...	WPYM	YPYM	SPYM	9 x 6	15	17	15	10			540
40 x 40	7702036...	WPYM	YPYM	SPYM	7 x 4	25	10	25	7			280
50 x 50	7702047...	WPYM	YPYM	SPYM	5 x 3	30	37	30	10			150
70 x 70	7702049...	WPYM	YPYM	SPYM	4 x 2	35	7	35	10			80
100 x 100	7702050...	WPYM	YPYM	SPYM	2 x 2	5	97	5	10			40

Rectangular, rounded corners												
Size AxB mm	Type	white	yellow indoor	metallic grey	Row x Column	M	N	O	P	X	Y	Quantity
275 x 190	7703058...	WPYM	YPYM	SPYM	1 x 1	10	12	10	10			10

Circular												
Ø	Type	white	yellow indoor	metallic grey	Row x Column	M	N	O	P	X	Y	Quantity
Ø 16	7704002...	WPYM	YPYM	SPYM	14 x 10	7	10	7	10	4	4	1.400
Ø 25	7704006...	WPYM	YPYM	SPYM	9 x 6	17,5	17	17,5	15	5	5	540
Ø 50	7704010...	WPYM	YPYM	SPYM	5 x 3	22	21	22	10	4	4	150

A4										
Size AxB mm	Type	white	yellow indoor	metallic grey	Quantity					
297 x 210	7706000...	WPYM	YPYM	SPYM	10					

Example coding combination according to the dimensions and the material:



KML

LABELS

Wraparound cable markers

for laser printers, self adhesive, A4 sheet

KML wraparound cable markers are suitable for identifying large diameter cables, tubes and conduit.



Material: transparent polyester film. Long-life Acrylic adhesive.

Resistant to Water, Oil, Grease, Alcohol, Detergent, Alkaline Substances, Sea Water and all kinds of Detergents.

Excellent dimensional stability, optimum antiageing qualities

Application temperature range: -40°C (-40°F) to +130°C (+266°F)

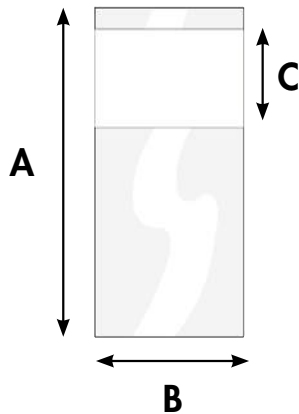
PET HF 40°C 130°C



Family	Overall Length A mm	Wrapping diameter mm	type					Print area Cx B mm	Quantity	
			white	yellow	orange	red	blue			green
KML038	38	4,3 ÷ 7	18950-010	18450-010	18350-010	18250-010	18650-010	18550-010	10 x 10	1.260
			18950-012	18450-012	18350-012	18250-012	18650-012	18550-012	10 x 12	1.050
			18950-015	18450-015	18350-015	18250-015	18650-015	18550-015	10 x 15	840
			18950-018	18450-018	18350-018	18250-018	18650-018	18550-018	10 x 18	700
			18950-020	18450-020	18350-020	18250-020	18650-020	18550-020	10 x 20	630
			18950-023	18450-023	18350-023	18250-023	18650-023	18550-023	10 x 23	560
			18950-025	18450-025	18350-025	18250-025	18650-025	18550-025	10 x 25	490
			18950-030	18450-030	18350-030	18250-030	18650-030	18550-030	10 x 30	420
			18950-035	18450-035	18350-035	18250-035	18650-035	18550-035	10 x 35	350
			18950-045	18450-045	18350-045	18250-045	18650-045	18550-045	10 x 45	280
KML050	50	6 ÷ 10	18951-010	18451-010	18351-010	18251-010	18651-010	18551-010	15 x 10	900
			18951-012	18451-012	18351-012	18251-012	18651-012	18551-012	15 x 12	750
			18951-015	18451-015	18351-015	18251-015	18651-015	18551-015	15 x 15	600
			18951-018	18451-018	18351-018	18251-018	18651-018	18551-018	15 x 18	500
			18951-020	18451-020	18351-020	18251-020	18651-020	18551-020	15 x 20	450
			18951-023	18451-023	18351-023	18251-023	18651-023	18551-023	15 x 23	400
			18951-025	18451-025	18351-025	18251-025	18651-025	18551-025	15 x 25	350
			18951-030	18451-030	18351-030	18251-030	18651-030	18551-030	15 x 30	300
			18951-035	18451-035	18351-035	18251-035	18651-035	18551-035	15 x 35	250
			18951-045	18451-045	18351-045	18251-045	18651-045	18551-045	15 x 45	200



Family	Overall Length A mm	Wrapping diameter mm	type						Print area Cx B mm	Quantity
			white	yellow	orange	red	blue	green		
KML075	75	8 ÷ 14	18952-010	18452-010	18352-010	18252-010	18652-010	18552-010	25 x 10	540
			18952-012	18452-012	18352-012	18252-012	18652-012	18552-012	25 x 12	450
			18952-015	18452-015	18352-015	18252-015	18652-015	18552-015	25 x 15	360
			18952-018	18452-018	18352-018	18252-018	18652-018	18552-018	25 x 18	300
			18952-020	18452-020	18352-020	18252-020	18652-020	18552-020	25 x 20	270
			18952-023	18452-023	18352-023	18252-023	18652-023	18552-023	25 x 23	240
			18952-025	18452-025	18352-025	18252-025	18652-025	18552-025	25 x 25	210
			18952-030	18452-030	18352-030	18252-030	18652-030	18552-030	25 x 30	180
			18952-035	18452-035	18352-035	18252-035	18652-035	18552-035	25 x 35	150
			18952-045	18452-045	18352-045	18252-045	18652-045	18552-045	25 x 45	120
KML135	135	19 ÷ 34	18953-015	18453-015	18353-015	18253-015	18653-015	18553-015	25 x 15	240
			18953-018	18453-018	18353-018	18253-018	18653-018	18553-018	25 x 18	200
			18953-020	18453-020	18353-020	18253-020	18653-020	18553-020	25 x 20	180
			18953-023	18453-023	18353-023	18253-023	18653-023	18553-023	25 x 23	160
			18953-025	18453-025	18353-025	18253-025	18653-025	18553-025	25 x 25	140
			18953-030	18453-030	18353-030	18253-030	18653-030	18553-030	25 x 30	120
			18953-035	18453-035	18353-035	18253-035	18653-035	18553-035	25 x 35	100
			18953-045	18453-045	18353-045	18253-045	18653-045	18553-045	25 x 45	80



CHART

CEMBRE

Conductor cable chart

The chart below shows the approximate outside diameter of electrical wires with various insulation types. This chart can be used to help determine the proper size of labels that are applied based on the size of the wire.

It is advisable to select the tag based on the actual external diameter of the cable rather than its indicative AWG or c.s.a, due to variations in insulation thickness and conductor format.


Approximate Wire Outside Diameter In. (mm)			
Size	INSULATION TYPE: THW/THHW/TW	INSULATION TYPE: THHN/THW/THWN	INSULATION TYPE: MTW/AWM/TEW
24 AWG	0.059 (1.5)	0.088 (2.2)	0.090 (2.29)
22 AWG	0.066 (1.7)	0.094 (2.4)	0.095 (2.41)
20 AWG	0.071 (1.8)	0.101 (2.6)	0.099 (2.51)
18 AWG	0.084 (2.1)	0.111 (2.8)	0.110 (2.79)
16 AWG	0.096 (2.4)	0.124 (3.1)	0.123 (3.12)
14 AWG	0.111 (2.8)	0.133 (3.4)	0.132 (3.35)
12 AWG	0.130 (3.3)	0.152 (3.9)	0.151 (3.84)
10 AWG	0.164 (4.2)	0.176 (4.5)	0.205 (5.21)
8 AWG	0.216 (5.5)	0.236 (6.0)	0.234 (5.94)
6 AWG	0.254 (6.5)	0.304 (7.7)	0.300 (7.62)
4 AWG	0.324 (8.2)	0.352 (8.9)	0.348 (8.84)
3 AWG	0.352 (8.9)	0.380 (9.7)	0.374 (9.50)
2 AWG	0.384 (9.8)	0.420 (10.7)	0.404 (10.26)
1 AWG	0.446 (11.3)	0.492 (12.5)	0.525 (13.33)
1/0	0.486 (12.3)	0.532 (13.5)	—
2/0	0.532 (13.5)	0.578 (14.7)	—
3/0	0.584 (14.8)	0.630 (16.0)	—
4/0	0.642 (16.3)	0.688 (17.5)	—
250 MCM	0.711 (18.1)	0.765 (19.4)	—
300 MCM	0.766 (19.5)	0.820 (20.8)	—
350 MCM	0.817 (20.8)	0.871 (22.1)	—
400 MCM	0.864 (21.9)	0.918 (23.3)	—
500 MCM	0.949 (24.1)	1.003 (25.5)	—
600 MCM	1.051 (26.7)	1.113 (28.3)	—
700 MCM	1.122 (28.5)	1.184 (30.1)	—
750 MCM	1.156 (29.4)	1.218 (30.9)	—
800 MCM	1.188 (30.2)	1.250 (31.8)	—
900 MCM	1.252 (31.8)	1.314 (33.4)	—
1000 MCM	1.310 (33.3)	1.372 (34.8)	—
1250 MCM	—	1.539 (39.1)	—
1500 MCM	—	1.662 (42.2)	—
1750 MCM	—	1.776 (45.1)	—
2000 MCM	—	1.882 (47.8)	—

Terminal block marker cross reference chart

MG-CPM terminal block markers are available in versions to suit the particular clip formats of the most widely used products, see cross reference chart to side.

Depending on type, markers are presented as joined strips at a set or flexible pitch or as separate markers for convenient individual insertion on mixed pitch terminal block assemblies. See markers on page 20

MARKERS APPLICATION




MODULAR STRIP Marker width is less than Clip width, while Marker width and Clip pitch are equal.



MODULAR FLEXIBLE STRIP Marker width is less than Clip width, while Marker width and Clip pitch are equal.




SINGLE CLIPS TO PITCH Marker width is equal to Clip width and also Marker width and Clip pitch are equal.



SINGLE CLIPS COMPATIBLE TO PITCH Marker width is less than Clip width, while Marker width and Clip pitch are equal.




SINGLE CLIPS Marker width is equal to Clip width, while Marker pitch is different to Clip pitch.




SINGLE CLIPS COMPATIBLE Marker width is less than Clip width, while Marker pitch is different to Clip pitch.

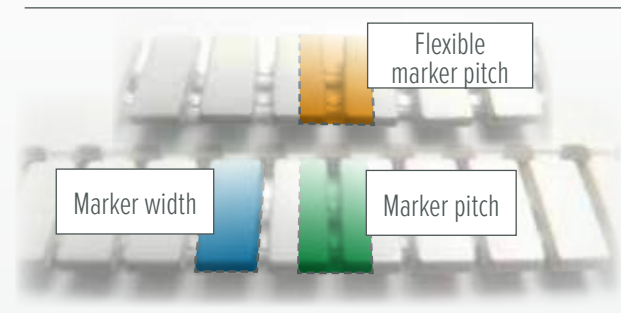

CHART



TERMINAL BLOCK



MARKERS



CHART

CEMBRE

ENTRELEC

	Markers mm															
	MG-CPM-01 410901 5x10	MG-CPM-01 410910 5x15	MG-CPM-01 41094 5x7	MG-CPM-02 411901 5x10	MG-CPM-03 41291 5x10	MG-CPM-04 413901 5x10	MG-CPM-05 41490 5x10	MG-CPM-12 46390 4,2x9	MG-CPM-13 41790 5x12	MG-CPM-13 41791 6x12	MG-CPM-15 42908 5x5	MG-CPMF 431091 7,6x105	MG-CPMF 433094 5,2x105	MG-TPW 45197 9x29	MG-TAR 45194 17x35	MG-CPMFA 12x105
BAM 3									S	S						
BADL				C												
CS-R1								S	S							
D 2.5/5.D			C				C			C						
D2.5/5.I							C									
D 2.5/6.D	P	C	C	C	C		C	C		C	M					
D 6/8	C	C	C	C			C	C		C	M					
D2.5-5.2L	P	S	S	S			C	S		C	M					
D2.5-5P.4L	P	S	S	S			C	S		C	M					
D2.2.5/6.DA (RC65)	P	S	S	S			C	S		C	M					
D4/6 LNTP				C							M					
D4-6 2L				C							M					
D4-6P.2L				C							M					
D6-8 2L	C	CP	CP	CP			C	CP		C	M					
D6-8P.2L	C	CP	CP	CP			C	CP		C	M					
DR/6								C								
MA2.5/5			C													
M 4/6...				C	C	M										
M 4/8				C	C											
M 6/8...				C	C											
M 6/9...																
M 10/10...				C	C											
M 16/12...				C	C											
M 35/16...				C	C											
MA 2.5/5 (RC510)	S	S	S	S	S		S		C							
MA 2.5/5D2 (RC510)	C	C	C	C	C		C		C							
PEAD												S				
PEB													S			
SNK serie														S		
SNK serie ZS								S	S							
ZS4							S	S		P						
ZS6							S	S		S	P					
ZS10							S	S		S	S					
ZS16							S	S		S	S					
ZS35							S	S		S	S					
ZS70							S	S		S	S					
ZS95							S	S		S	S					
ZS4-R1							S	S		P						
ZS4-D2							S	S		P						
ZS4-D1							S	S		P						
ZS6-D2							S	S		S	P					
ZS6-D1							S	S		S	P					
ZS4-PE							S	S		P						
ZS6-PE							S	S		S	P					
ZS10-PE							S	S		S	S					
ZS16-PE							S	S		S	S					
ZS35-PE							S	S		S	S					
ZS70-PE							S	S		S	S					
ZS95-PE							S	S		S	S					
ZS4-S							S	S		P						
ZS4-S-T2							S	S		P						
ZS4-S-T2.3							S	S		P						
ZS4-S-R1							S	S		S	P					
ZS4-S-T2-R1							S	S		S	P					
ZS4-S-T2.3-R1							S	S		P						
ZS4-SP							S	S		P						
ZS4-SP-T2							S	S		P						
ZS4-SP-R1							S	S		S	P					
ZS4-SP-T2-R1							S	S		S	P					
ZS4-S-R2							S	S		S	P					
ZS4-S-R3							S	S		S	S					
ZS4-SF							S	S		S	P					
ZS4-SF-T2							S	S		S	P					
ZS4-SF-R1							S	S		S	P					
ZS4-SF-R3							S	S		S	P					
ZS4-SF-R2							S	S		S	P					
ZS4-SF-R4							S	S		S	P					
ZS4-SF1							S	S		S	S					
ZS4-SF1-T2							S	S		S	S					
ZS4-SF1-R1							S	S		S	S					
ZS4-SF1-R3							S	S		S	S					
ZS4-SF1-R2							S	S		S	S					
ZS4-SF1-R4							S	S		S	S					

ALLEN BRADLEY

	Markers mm									
	MG-CPM-01 41094 5x7	MG-CPM-01 41092 3x10	MG-CPM-01 410901 5x10	MG-CPM-01 41095 6x10	MG-CPM-02 411901 5x10	MG-CPM-11 46392 6x12				
1492-J3/JG3			P			P				
1492-J4/JG4			C	P		C	P			
1492-J6/JG6				C	P	C	C			
1492-J10/JG10			C		C	C	C			
1492-J16/JG16			C		C	C	C			
1492-J35/JG35			C		C	C	C			
1492-JD3	P		P		P					
1492-JD4			C	P		C				
1492-JD3C	P		P		P					
1492-JD4C			C	P		C				
1492-WTF3	P					P				
1492-WTS3	P					P				
1492-J3P	P		P			P				
1492-JD3P	P		P			P				
1492-H...								C		
1492-WFB4...								C		
1492-JD3FB/JD63FB	P									
1492-L2/LG2		P								
1492-L3/LG3			P			P				
1492-L4/LG4			C	P		C				
1492-L6/LG6				C	P	C				
1492-L10/LG10			C	C	C	C				
1492-L16/LG16						C				
1492-L35/LG35						C				
1492-LD3	P									
1492-LD4	P									
1492-LTF3	P					P				
1492-LS2-3/LS2-4	P	P				P				
1492-LS62-3/LS62-4	P	P				P				
1492-LKD3	P	P				P				
1492-L3P	P	P				P				
1492-RFB4...								C		
1492-RAF84...								C		
1492-LAFB6...								C		

BECKHOFF

	Markers mm								
	MG-CPM-01 41094 5x7	MG-CPM-12 46390 4,2x9	MG-CPM-15 5x5						
KL 24 04	C		C						
KL 14 08	C		C						
KL 9010		C							
KL 9010				S					

CABUR

	Markers mm												
	MG-CPM-03 41291 5x10	MG-CPM-03 41293 5x10	MG-CPM-04 413901 5x10	MG-CPM-05 41490 5x10	MG-CPM-10 46392 5x12	MG-CPM-12 46390 4,2x9	STF-10 42810						
ACB series	C	C	C										
CBD.2/4	S	P					P	M					
CBD.4/6	C	C	M				C	M	M				
CBD.2/4/SH	S	S					P	M					
CBD.4/6/SH	C	C	M				C	M	M				
CBD.6/10	C	CP					C	M					
CBD.10/6	C	C					C	M					
CBD.16/25	C	C					C	M					
CBD.35	C	C					C	M					
CBC.2/4	P	M	S				C	S					
CBC.4/6	C	C	M	C	C		C	M					
CBC.35/50	C	C		C	C		C	C					
DAS.4/6...DAS.4/6/SS	C	C					C	C					
DSS.4/6	C	C	M				C	M					
CBR.2/4	P	M	S				S						
FVS.4/6	C	C	M				C	M					

CHART

CEMBRE

CONNECTWELL

	Markers mm								
	MG-CPM-01 41090N 5x40	MG-CPM-01 41091N 5x45	MG-CPM-01 41092N 5x50	MG-CPM-01 41094 5x7	MG-CPM-03 41291 5x40	MG-CPM-03 41293 5x40	MG-CPM-04 41390N 5x40	MG-CPM-04 41392 5x42	MG-CPM-12 46390 5x8
CDB10/2					S	S	S		
ASF4					S	S	S		
DDFL4UE24V					S	S	S		
CSFL4UL24V					S	S	S		
DDDL4U					S	S	S		
DDFL4ULR					S	S	S		
CTS4UNCR					S	S	S		
CTS2.5UN					S	S	P	P	M
CMDB6/2					S	S	S		
CTS2.5M					S				M
CTS4SC					S				M
CTS6					S				M
CTS6SC					S				M
CTSSRN5					S				M
CTS10SC									M
CTS16					S				M
CTS10					S				M

CONTA CLIP

	Markers mm								
	MG-CPM-01 41090N 5x40	MG-CPM-01 41091N 5x45	MG-CPM-02 41190N 5x40	MG-CPM-01 41094 5x7	STF-01 42801				
PK-TS 15/35	C	C	C	C	M				
ZRKG	C	C	C	C	M				
ZSLG	C	C	C	C	M				
ZSLN	C	C	C	C	M				
ZSRK	C	C	C	C	M				
ZVMAK	C	C	C	C	M				

FINDER

	Markers mm								
	MG-CPM-03 41291 5x40	MG-CPM-04 41392 3x40	MG-CPM-11 46392 6x42						
38.51...	C	C							
38.52...	C	C							
38.61...	C	C							
38.62...			C						
38.31...			C						
38.21...	C	C							
38.41...			C						
38.81...	C	C							
39.11...			C						
39.20...			C						
39.31...			C						
39.81...			C						
39.91...			C						
48.61...			C						
58.32...			C						
58.33...			C						
58.34...			C						
93.02...			C						
93.03...			C						
93.21...	C	C							
93.61...			C						
93.62...			C						
93.68...			C						
094.91.3			C						
095.91.3			C						
77.01...			C						
78.50...			C						
80.01...			C						
83.01...			C						
83.41...			C						

KLEMSAN

	Markers mm								
	MG-CPM-01 41090N 5x40	MG-CPM-01 41091N 5x45	MG-CPM-02 41190N 5x40	MG-CPM-01 41094 5x7	MG-CPM-11 46392 6x42	MG-CPM-12 46391 4.2x6			
WGD 1	C	C	C	C					
KD 3	C	C	C	C					
KD 4	C	C	C	C					
MVK series					C	C			
AVK series	C	C	C	C					
PYK					C	C			
PYKMR	C	C	C	C					
PYK TEST	C	C	C	C					
YBK series	C	C	C	C					
MYK series	C	C	C	C					
YBK series									
PCY series					C	C			
PIK series	C	C	C	C					
AYK series					C	C			
WGL 1	C	C	C	C					

LEGRAND

	Markers mm								
	MG-CPM-09 41890 5x40	MG-CPM-07 41891 5x40							
Serie Viking 3	MF								
Viking 370	S								

MORSETTITALIA

	Markers mm								
	MG-CPM-01 41090N 5x40	MG-CPM-12 46391 4.2x6	MG-CPM-12 46390 4.2x9	MG-CPM-13 41790 5x42					
Serie EURO	S	S	S						
Serie EURO QM			S						

OMRON

	Markers mm								
	MG-CPM-02 41190N 5x40	MG-CPM-03 41291 5x40	MG-CPM-04 41392 3x40	MG-CPM-04 41390N 5x40	MG-CPM-04 41391 6x40	MG-CPM-05 41690 5x40	MG-CPM-07 41692 3x40	MG-CPM-15 42909 6x5	
G2RVSL700-225258	C								
G2RV-SR500				C					
G2RV-SR700	C								
XW5T-S2.5-1.1-1(BL)							P		
XW5T-S2.5-1.1-2							P		
XW5T-S2.5-1.1-2V							P		
XW5T-S...							C		
XW5G-S2.5-1.1-1							P		
XW5T-S4.0-1.1.1							C		
XW5T-S6.0-1.1.1							C		
XW5T-S10.0-1.1.1							C		
XW5G-S...							C		
XW5T-P1.5-1.1-1(BL)			P						
XW5T-P2.5-1.1-1(BL)			P				P		
XW5T-P4.0-1.1-1(BL)				S			C		
XW5T-P1.5-1.2-1(BL)			P						
XW5T-P1.5-2.2-1(BL)			P						

OMRON		Markers mm	
		MG-CPM-02 4190I 5x10	MG-CPM-03 4129I 5x10
XW5T-P1.5-1-1-2			P
XW5T-P2.5-1-1-2		P	P
XW5T-P2.5-1-2-1		P	P
XW5T-P2.5-2-2-1		P	P
XW5T-P4.0-1-1-2		C	C
XW5T-P4.0-1-2-1		C	C
XW5T-P4.0-2-2-1		C	C
XW5Z-EP6			C
XWTG-P1.5-1-1-1		P	
XWTG-P2.5-1-1-1		P	
XWTG-P4.0-1-1-1		S	C
XWTG-P1.5-1-2-1		P	
XWTG-P1.5-2-2-1		P	

PHOENIX CONTACT		Markers mm	
		MG-CPM-03 4129I 5x10	MG-CPM-04 4139I 3x10
ASI IO SL DI 4/4	C	C	M
ASI IO SL DIO 4/2/2	C	P	M
ASI IO SL DIO 8/4/4	C	P	M
ASI IO SL DO 4/4	C	P	M
DFK ...	C	P	P
DFK 4	C	P	P
DFK 4 - PE	C	P	P
DFK 4 - SI	C	C	M
DIK 1.5	C	P	M
DIK 1.5 - LA (RD)	C	P	M
DIKD 1.5	C	P	M
DIKD 1.5 - LA	C	P	M
DIKD 1.5 - PV	C	P	M
DLK 2.5 - PE	C	C	M
DLKB 2.5 PE	C	C	M
DOK 1.5 - 2D	C	P	M
DOK 1.5 LA	C	P	M
DOK 1.5 TG	C	P	M
DOKD 1.5 - TG	C	P	M
E - UK	C	C	M
GBS 5-UK/B	S	P	M
GTF 76/230	C	C	M
IBIL ...	C	C	M
K4 - SP	C	P	M
MBK 3/ E - Z	S	P	M
MBK 3/ E - Z - PE	S	S	M
MBK 6/ E	C	P	M
MBKKB 2.5	S	P	M
MBKKB 2.5 - DIO	S	P	M
MBKKB 2.5 - PV	S	P	M
MBKKB 2.5 + V	S	S	M
MBT 2.5	C	C	M
MBT 2.5 PE	C	C	M
MSLKG 6	C	C	M
MTK - LOE	S	P	M
MTK - P/P	S	P	M
MTK - TP	S	P	M
MTKD-...	C	C	M
MTTB 1.5	C	P	M
OTTA 2.5	C	C	M
OTTA 2.5 PE	C	C	M
OTTA 6	C	C	M
OTTA 6 - PE	C	C	M
OTTA 6 - T	C	C	M
OTTA 25	C	C	M
PIK 4-L	C	C	P
PIK 4 - L / L	C	C	P
PIK 4 - L / LB	C	C	P
PIK 4 - PE / L / NT	C	C	P
PIK 4 - PE / L / NTB	C	C	P
PIK 4 PE / L / L	C	C	P
PIK 4 PE / L / N	C	C	P

PHOENIX CONTACT		Markers mm	
		MG-CPM-03 4129I 5x10	MG-CPM-04 4139I 3x10
PIK 6 - L / L	C	C	C
PIK 6 - PE / L / L	C	C	C
PIK 6 - PE / L / N	C	C	C
PT 1,5/S		C	
PT2.5		P	P
PLC RSC	C	C	
PLC BSC		S	
PIT			C
PTIO 2,5/S/4			C
QT 1.5	C	P	C
QT 1.5 TWIN	C	C	
QT 1.5-PE	C	C	
RTK	C	C	C
SLKK 5	C	C	C
SLKK 5 - LA	C	C	C
SSK 0525 KER-EX	C	C	C
SSK 110 KER-EX	C	C	C
SSK 116 KER-EX	C	C	C
PT.....	C	C	C
PTTB	C	C	
ST.....	C	P	M
STU.....	C	P	M
STS...	C	P	M
STI....	C	P	M
STN...	C	P	M
ST-BE		C	
STTB	C		C
STTBS....	C		C
TT-EX(I)- 24DC - 2832124			C
TML...	C	C	C
UDK 3	S	P	M
UDK 3 - PE	S	P	M
UDK 4	C	C	P
UDK 4 - ILA	C	C	P
UDK 4 - ULA	C	C	P
UDK 4 MTK - P / P	C	C	P
UDK 4 TG	C	C	P
UDMTK 5 - P / P	C	C	C
UDMTK 5 - TWIN - P/P	C	C	C
UHSK / S 2000	C	C	C
UHV 25	C	C	C
UHV 50	C	C	C
UHV 95	C	C	C
UHV 150	C	C	C
UHV 240	C	C	C
UIK 16	C	C	C
UIK 16 - PE / N	C	C	C
UIK 35 - PE / N	C	C	C
UIKN 35	C	C	C
UISLKG 16	C	C	C
UISLKG 35	C	C	C
UK - FRONT 4	C	C	C
UK - FRONT 4 - PE	C	C	C
UK 1.5 N	P		
UK 2.5	S	P	M
UK 2.5 B	C	C	
UK 2.5 LOER	C	C	
UK 2.5 N	S	P	M
UK 3	S	P	M
UK 3 - EX	S	P	M
UK 3 - RETURN	S	P	M
UK 3 - RETURN - PE	S	P	M
UK 3 - TWIN	S	P	M
UK 3 - TWIN - PE	S	P	M
UK 3 N	S	P	M
UK 4	C	C	P
UK 4 - TG	C	C	P
UK 4 - TG - LOER - P/P	C	C	P
UK 4 FS / FS	C	C	P
UK 4 FSR	C	C	P
UK 4 LOER	C	C	P
UK 4 TP	C	C	P
UK 4 TP / TP	C	C	P
UK 5	C	C	C
UK 5 - HESI	C	C	C

CHART

CEMBRE

PHOENIX CONTACT

		Markers mm								
		MG-CPM-03 41291 5x10	MG-CPM-04 41392 3x10	MG-CPM-04 41390M 5x10	MG-CPM-04 41395 5x10	MG-CPM-04 41391 6x10	MG-CPM-07 41691 5x10	MG-CPM-07 41692 3x10	STF-04 42804	MG-CPMF 43092 6.3x105
UK 5 - MTK - P/P	C	C	C					M		
UK 5 - R - L	C	C	C					M		
UK 5 - TWIN	C	C	C					M		
UK 5 - TWIN - EX	C	C	C					M		
UK 5 / R - DRAHT	C	C	C					M		
UK 5 N	C	C	C					M		
UK 5 RETURN	C	C	C					M		
UK 5 RETURN - PE	C	C	C					M		
UK 5 TWIN	C	C	C					M		
UK 5 TWIN - PE	C	C	C					M		
UK 6	C	C	C					M		
UK 6 N	C	C	C					M		
UK 6.3 HESI	C	C	C					M		
UK 10	C	C	C					M		
UK 10 - DREHSI	C	C	C					M		
UK 10 - EX	C	C	C					M		
UK 10 - N-PE / N	C	C	C					M		
UK 10 - PLUS	C	C	C					M		
UK 10 - PLUS - PE	C	C	C					M		
UK 10 - TWIN	C	C	C					M		
UK 10 - TWIN - PE	C	C	C					M		
UK 10 N	C	C	C					M		
UK 10 RETURN	C	C	C					M		
UK 10 RETURN - PE	C	C	C					M		
UK 10.3 - HESI	C	C	C					M		
UK 16	C	C	C					M		
UK 16 - EX	C	C	C					M		
UK 16 - PE / N	C	C	C					M		
UK 16 N	C	C	C					M		
UK 16 N - EX	C	C	C					M		
UK 16 N - PE / N	C	C	C					M		
UK 35	C	C	C					M		
UK 35 - EX	C	C	C					M		
UK 35 - PE / N	C	C	C					M		
UK SI	C	C	C					M		
UKB 4 FS ...	C	C	C					M		
UKD 4 PE	C	C	C					M		
UKH 25	C	C	C					M		
UKH 50	C	C	C					M		
UKH 50 - PE / N	C	C	C					M		
UKH 95	C	C	C					M		
UKH 95 - PE / N	C	C	C					M		
UKH 150	C	C	C					M		
UKH 240	C	C	C					M		
UKK 3	S	S	C					M		
UKK 4 - FS	C	C	P					M		
UKK 4 - FS / FS	C	C	P					M		
UKK 5	C	C	C					M		
UKK 5 - DIO	C	C	C					M		
UKK 5 - TG	C	C	C					M		
UKK 5 - 2 - DIO	C	C	C					M		
UKK 5 - LA	C	C	C					M		
UKKB 3	S	P	M					M		
UKKB 5	C	C	C					M		
UKKB 10	C	C	C					M		
UKKB 10 / 2.5	C	C	C					M		
UKKB 10 / 2.5 - PE	C	C	C					M		
UKN 2.5	C	C	C					M		
UKN 4	C	C	P					M		
UKN 5	C	C	C					M		
UKN 10 (N)	C	C	C					M		
UKN 16	C	C	C					M		
UKN 16N	C	C	C					M		
UKN 35	C	C	C					M		
URKS	C	C	C					M		
URK - ND	C	C	C					M		
URK - ND 2	C	C	C					M		
URKN	C	C	C					M		
URKN - A	C	C	C					M		
URKN / S	C	C	C					M		
URTK - BEN	C	C	C					M		
URTK / S	C	C	C					M		
URTK / S - BEN	C	C	C					M		
URTK / SS	C	C	C					M		
URTKD / SP	C	C	C					M		

PHOENIX CONTACT

		Markers mm								
		MG-CPM-03 41291 5x10	MG-CPM-04 41392 3x10	MG-CPM-04 41390M 5x10	MG-CPM-04 41395 5x10	MG-CPM-04 41391 6x10	MG-CPM-07 41691 5x10	MG-CPM-07 41692 3x10	STF-04 42804	MG-CPMF 43092 6.3x105
USED 16	C	C	C					M		
USED 27	C	C	C					M		
USEN 14	C	C	C					M		
USEN 18	C	C	C					M		
USK / S6SK	C	C	C					M		
USK 4 FSR...	C	C	P					M		
USLKG 2.5	S	S						M		
USLKG 2.5 - N	S	S						M		
USLKG 3	S	S						M		
USLKG 4	C	C	P					M		
USLKG 5	C	C	C					M		
USLKG 10 (N)	C	C	C					M		
USLKG 16	C	C	C					M		
USLKG 16 N	C	C	C					M		
USLKG 35	C	C	C					M		
USLKG 50	C	C	C					M		
USLKG 95	C	C	C					M		
UT 4	C	C	P					M		
UT 4 BU	C	C	P					M		
UT 4 YE	C	C	P					M		
UT 4-MTD BU	C	C	P					M		
UT 4-MTD-PE	C	C	P					M		
UTTB 2,5		C						M		
UTK 35	C	C	C					M		
UXKK 4	C	C	C					M		
VBSN 4 FS	C	C						M		
VBST 4 FS / FS	C	C						M		
VIOK 1.5	C	P	C					M		
VIOK 1.5-2D	C	P	C					M		
VIOK 1.5-3D/PE	C	P	C					M		
VIOK 1.5-D/TG/D/PE	C	P	C					M		
VIOK 1.5-LA	C	P	C					M	M	
ZDIK 1.5							C			
ZFDK 2.5	C	C						M		
ZFDK -PE	C	C						M		
ZFK 1.5		P						M		
ZFK 2.5 - PE	C	C						M		
ZFK 2.5 - PE / L / N	C	C						M		
ZFK 2.5 - TWIN	C	C						M		
ZFK 2.5 - TWIN - PE	C	C						M		
ZFK 4	C	C	P					M		
ZFK 4 - PE	C	C	P					M		
ZFK 4 - TG	C	C	P					M		
ZFK 6	C	C	C					M		
ZFK 16	C	C	C					M		
ZFK 14	C	C	C					M		
ZFKK 2.5 (-MT)	C	C	C					M		
ZFKN 4	C	C	C					M		

SCHLEGEL

		Markers mm								
		MG-CPM-04 41392 3x10	MG-CPM-04 41390M 5x10	MG-CPM-04 41395 5x10	MG-CPM-04 41391 6x10	MG-CPM-07 41691 5x10				
IK...	P	P	P	P	P					

SCHNEIDER ELECTRIC

		Markers mm								
		MG-CPM-04 41390M 5x10	MG-CPM-04 41395 5x10	MG-CPM-04 41391 6x10	MG-CPM-04 41396 8x10	MG-CPM-07 41691 5x10				
NSYTRV22 / PE	P	M								
NSYTRV42 / PE	C		M							
NSYTRV62 / PE	C			M						
NSYTRV102 / PE	C									
NSYTRV162 / PE	C									

SCHNEIDER ELECTRIC		Markers mm				
		MG-CPM-04 41390I 5x10	MG-CPM-04 4139I 5x10	MG-CPM-04 4139I 6x10	MG-CPM-04 4139I 8x10	MG-CPM-07 4169I 5x10
NSYTRV352 / PE	C					
NSYTRV502 / PE	C					
NSYTRV702	C					
NSYTRV23 / PE	P M					
NSYTRV24 / PE	P M					
NSYTRV43 / PE	C	M				
NSYTRV44 / PE	C	M				
NSYTRV24D / PE	P M					
NSYTRV44D / PE	C	M				
NSYTRV26T / PE	P M					
NSYTRV26TC	P M					
NSYTRV22SC	P M					
NSYTRV22TB	P M					
NSYTRV42SC	C	M				
NSYTRV42TB	C	M				
NSYTRV42SCD	C	M				
NSYTRV24SCD	P M					
NSYTRV1625F	C					
NSYTRV425F5	C		M			
NSYTRV425F6	C					
NSYTRV62TTD	C		M			
NSYTRV62TT / PE	C		M			
NSYTRV42NE	C	M				
NSYTRV62NE	C	M				
NSYTRV25LL / PE	P M			P		
NSYTRV25NLP	P M			P		
NSYTRV22M / PE	P M					
NSYTRV42M / PE	C	M				
NSYTRR23 / PE	P M			P		
NSYTRR23 / PE	P M			P		
NSYTRR24 / PE	P M			P		
NSYTRR42 / PE	C	M	C			
NSYTRR43 / PE	C	M	C			
NSYTRR44 / PE	C	M	C			
NSYTRR62 / PE	C		M	C		
NSYTRR63	C		M	C		
NSYTRR102 / PE	C			C		
NSYTRR162 / PE	C			C		
NSYTRR352 / PE	C			C		
NSYTRR24D / PE	P M			P		
NSYTRR44D / PE	C	M		C		
NSYTRR26T / PE	P M			P		
NSYTRR26TC	P M			P		
NSYTRR22SC	P M			P		
NSYTRR23SC	P M			P		
NSYTRR22TB	P M			P		
NSYTRR23TB	P M			P		
NSYTRR42SC				C		
NSYTRR42TB				C		
NSYTRR24SCD				P		
NSYTRR22M / PE				P		
NSYTRR24M				C		
NSYTRR22MF				P		
NSYTRR24MF				C		
NSYTRR22MP				P		
NSYTRR24MP				C		
NSYTRP22 / PE	P M			P		
NSYTRP23 / PE	P M			P		
NSYTRP24 / PE	P M			P		
NSYTRP42 / PE	C	M		C		
NSYTRP43 / PE	C	M		C		
NSYTRP44 / PE	C	M		C		
NSYTRP24D / PE	P M			P		
NSYTRP26T / PE	P M			P		

SIEMENS		Markers mm										
		MG-CPM-04 4139Z 3x10	MG-CPM-04 41390I 5x10	MG-CPM-06 4159I 5x10	MG-CPM-07 4169I 5x10	STF-04 42804	MG-CPM-12 4639I 4,2x6	MG-CPM-12 46390 4,2x6	STF-agganci	MG-CPMF-43093 10,5x105	MG-CPMF-43095 4,6x18	MG-VVB 16100 7x105
8WH...	P	P			P							
8WA1 011-0DF21	C		S		M	MF	MF					
8WA1 011-0DG21	C		S		M	MF	MF					
8WA1 011-1BF23	C		S		M	MF	MF	M	M			
8WA1 011-1DF11	C		S		M	MF	MF	M	M			
8WA1 011-1DG11	C		S		M					M		
8WA1 011-2DG11	C		S		M					M		
8WA1 011-3DF21	C		S		M					M		
8WA1 011-3DG21	C		S		M					M		
8WA1 011-1DH11	C		S		M			M				
8WA1 221	C		S		M			M				
8WA1 741-2X	C		S		M			M				
8WA2 011-1DF20	C		S		M			M				
8WA2 011-1DG20	C		S		M			M				
8WA2 011-1DH20	C		S		M			M				

WAGO		Markers mm												
		MG-CPM-01 4109Z 3x10	MG-CPM-01 41090I 5x10	MG-CPM-01 41091M 5x15	MG-CPM-01 41094I 5x7	MG-CPM-02 41190M 5x10	MG-CPM-03 4129I 5x10	MG-CPM-04 41390I 5x10	MG-CPM-12 4639I 4,2x6	MG-CPM-12 46390 4,2x6	STF	MG-CPMF-43093 10,5x105	MG-CPMF-43095 4,6x18	MG-VVB 16100 7x105
Top-Job 2000	C			C					MF	MF				
Top-Job 2001	C			C					MF	MF				
Top-Job 2002	C	C	S	C	S				MF	MF	M	M		
Top-Job 2003	C	C	S	C	S				MF	MF	M	M		
Top-Job 2004	C	C	C	C	C									M
260-...														M
261-...														M
262-...													M	
264-...												M		
280-520								P	M	C		M		
280-560								P	M	C		M		
280-601								P	M	C		M		
280-607								P	M	C		M		
280-612								P	M	C		M		
280-622								P	M	C		M		
280-626								P	M	C		M		
280-633								P	M	C		M		
280-641								P	M	C		M		
280-646								P	M	C		M		
280-649								P	M	C		M		
280-650								P	M	C		M		
280-651								P	M	C		M		
280-653								P	M	C		M		
280-654								P	M	C		M		
280-656								P	M	C		M		
280-671								P	M	C		M		
280-672								P	M	C		M		
280-676								P	M	C		M		
280-681								P	M	C		M		
280-683								P	M	C		M		
280-684								P	M	C		M		
280-685								P	M	C		M		
280-687								P	M	C		M		
280-695								P	M	C		M		
280-830								P	M	C		M		
280-831								P	M	C		M		
280-832								P	M	C		M		
280-833								P	M	C		M		
280-834								P	M	C		M		
280-835								P	M	C		M		
280-836								P	M	C		M		
280-837								P	M	C		M		
280-869								P	M	C		M		
280-870								P	M	C		M		
280-871								P	M	C		M		
280-874								P	M	C		M		
280-875								P	M	C		M		
280-876								P	M	C		M		
280-878								P	M	C		M		

CHART

CEMBRE

WEIDMÜLLER

	Markers mm		
	MG-CPM-01 41092 3X10	MG-CPM-01 41090N 5X10	MG-CPM-01 41091N 5X15
	MG-CPM-01 41091N 5X15	MG-CPM-01 41094 5x7	MG-CPM-02 41150N 5X10
	STF-01 42807 agalanco	MG-CPMF 43094 5,2x105	MG-TAR 45094 17x40
		MG-TAR 45098 7,5x40	
ZDU 2.5/4AN (E) BL	P	C	C
ZDU 2.5/4AN/10	P	C	C
ZDU 2.5-2/3	P	C	C
ZDU 2.5-2/3AN (E) BL	P	C	C
ZDU 2.5-2/4AN (E)	P	C	C
ZDU 2.5-2/3AN (E) BL	C	C	C
ZDU 2.5-2/4AN (E)	C	C	C
ZDU 2.5-2/4AN (E) BL	P	C	C
ZDU 2.5 (E)	P	C	C
ZDU 2.5 (E) BL	P	C	C
ZDU 2.5-2	P	C	C
ZDU 4	C	C	C
ZDU 6	CP	CP	CP
ZDU 10 NT	C	C	C
ZDU 16 16/3AN	C	C	C
ZDU 35	C	C	C
ZDUA 2.5-2 (E)	P	C	C
ZDUA 2.5-2 (E) BL	P	C	C
ZDUB 2.5 / 2-2/4AN	P	C	C
ZDUB 2.5 / 2AN	P	C	C
ZDUB 2.5-2/2AN	P	C	C
ZIA 1.5/...	C	C	C
ZK3S	C	C	C
ZKB	C	C	C
ZKS	C	C	C
ZPE 2.5/4AN	P	C	C
ZPE 2.5	P	C	C
ZPE 2.5/3AN	P	C	C
ZPE 2.5/3AN/E	P	C	C
ZPE 2.5/4AN	P	C	C
ZPE 2.5/4AN/E	P	C	C
ZPE 2.5/E	P	C	C
ZPE 2.5-2 (E)	P	C	C
ZPE 2.5-2/3AN	P	C	C
ZPE 2.5-2/3AN/E	P	C	C
ZPE 2.5-2/4AN	P	C	C
ZPE 35	C	C	C
ZPEA -2/E	C	C	C
ZRV 1.5	P	C	C
ZRV 1.5PE	C	C	C
ZSI 2.5	P	C	C
ZSI 2.5/2	P	C	C
ZSLD 2.5/1.5	P	C	C
ZTR 2.5	P	C	C
ZTR 2.5 D	P	C	C
ZTR 2.5/3AN	P	C	C
ZVL 1.5	P	C	C

WIELAND

	Markers mm		
	MG-CPM-05 41490 5x10	MG-CPM-05 41494 5x10	STF-05 42805
WT 2,5	P	M	M
WT 4	C	C	M
WT 6	C	C	M
WT 10	C	C	M
WT 16	C	C	M
WTP 2,5/4	P	M	M
WTP 6/10	C	C	M
WK 2,5/ U	P	M	M
WK 4/ U	C	C	M
WK 6/ U	C	C	M
WK 8/ U	C	C	M
WK 10/ U	C	C	M
WK 25/ U	C	C	M
WK 35/ U	C	C	M
WKFN 16/35	C	C	M
WKFN 2,5 D	C	C	M

WOERTZ

	Markers mm				
	MG-CPM-01 41092 3X10	MG-CPM-01 41090N 5X10	MG-CPM-02 41150N 5X10	MG-CPM-01 41094 5x7	MG-CPM-11 46392 6x12
30544 / 4 V	C	C	C	C	C
30544 / 6 V	C	C	C	C	C
30544 / 10 V	C	CP	CP	CP	C
30800	C	C	C	C	C
30840				C	
30841	C	C	C	C	C
30842	C	C	C	C	C
30843	C	C	C	C	C
30844	C	C	C	C	C
3430	C	C	C	C	C
35310/4V	C	C	C	C	C

Pre-printed MARKINGENIUS® media specification

for panel plates



CUSTOMER INFORMATION

Contact name

Company

Address

City Postcode.....

Phone Fax

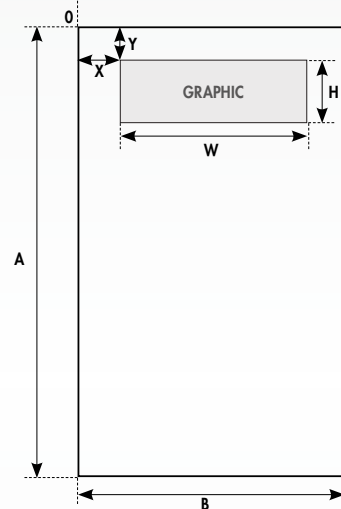
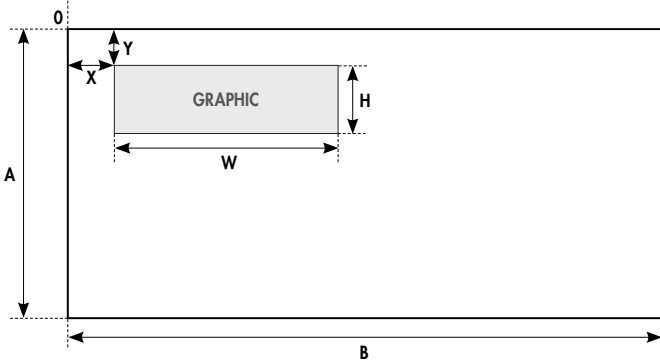
E-mail

MEDIUM

Part code.....

Landscape Size mm **A**..... **B**.....

Portrait Size mm **A**..... **B**.....



self adhesive plain predrilled with holes

Colour.....

GRAPHIC

GRAPHIC Area **W**..... x **H**..... mm

GRAPHIC Position **X**..... x **Y**..... mm

GRAPHIC Colour references (Pantone®, RAL...)

GRAPHIC Vector file (Adobe Illustrator .ai, Corel Draw .cdr, AutoCAD .dxf)

Sample PLATE (eg. currently used)

ORDER

First order quantity..... Annual consumption.....

Date sent..... Authorised by.....

Signature.....

SMP

CEMBRE

Pre-embossed tags specification

for inox tags

CUSTOMER INFORMATION

Contact name.....
Company.....
Address.....
City..... Postcode.....
Phone..... Fax.....
E-mail.....

DATI PER IL SERVICE

SMP01A10X90 Quantity:.....

SMP01A20X90 Quantity:.....

Attach the xls file (Excel) to the request with the detailed description of the text to be embossed for each single plate.

See example:

	A	B
1	BF01	
2	BF02	
3	BF03	
4	BD01	
5	BD02	
6	BD03	
7	BD04	
8	BK01	
9	BK02	
10	BK03	
11	BK04	
12	BK05	
13	BK06	
14	BK07	
15	BK08	
16	BV01	
17	BV02	
18	BV03	
19	BV04	
20	BV05	
21	BV06	
22	BV07	
23	BV08	
24	BV09	
25	BV10	

ORDER

Date..... Signature.....

Pre-printed labels specification

for TTL labels on reel

GMCTTL

CUSTOMER INFORMATION

Contact name

Company

Address

City Postcode.....

Phone Fax

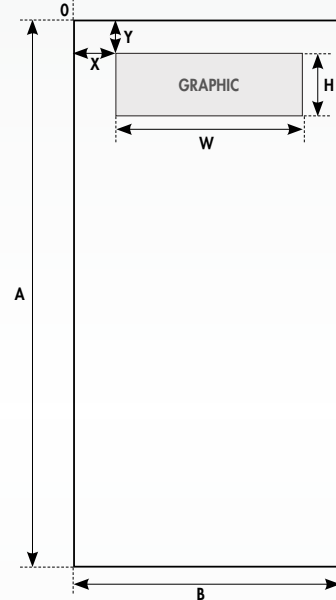
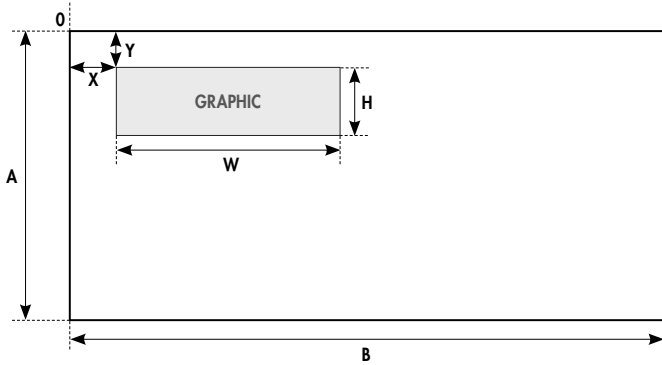
E-mail

LABEL

Part code.....

Landscape Size mm **A**..... **B**.....

Portrait Size mm **A**..... **B**.....



GRAPHIC

GRAPHIC Area **W**.....x **H**..... mm

GRAPHIC Position **X**.....x **Y**..... mm

GRAPHIC Colour references (Pantone®, RAL...)

GRAPHIC Vector file (Adobe Illustrator .ai, Corel Draw .cdr, AutoCAD .dxf)

ORDER

First order quantity..... Annual consumption.....

Date sent..... Authorised by.....

Signature.....

QUALITY

CEMBRE

Test methods

conforming to the edition of the standard current at the time of testing

INDELIBILITY

CEI EN 60950-1

Information technology equipment - Safety

Part 1: General requirements

§ 1.7.11 Durability

Compliance is checked by inspection and by rubbing the marking by hand for 15 s with a piece of cloth soaked with water and again for 15 s with a piece of cloth soaked with Hexane.

After this test, the marking shall be legible; it shall not be possible to remove marking plates easily and they shall show no curling.

CEI EN 61010-1 Ed.2 equivalent to VDE 0411-1

Safety indications for electric devices

for measurement, control and laboratory use

Part 1: General indications

This regulation requires that both material and the print shall withstand cleaning with chemical agents commonly used in industry.

By rubbing manually by hand, without excessive pressure, for 30 seconds with a cloth soaked in the specific detergent or, if not specified, Isopropyl Alcohol.

CEMBRE INTERNAL TEST

This test was created to simulate cleaning with chemical products commonly used on various surfaces.

By wiping with a cloth soaked in 95% Ethanol 30 times and making a visual inspection after every 10 passes.

SALINE MIST

EN ISO 9227

Environmental Testing

Part 2: Tests - Test Ka: Salt mist

The test methods listed by the standard are the following:

- Concentration of 50 ± 5 g/l of Sodium Chloride;
- pH of the solution between 6.5 and 7.2;
- Temperature inside the cabin $35 \pm 2^\circ\text{C}$.

Self-adhesive media are applied to plastic surfaces, while cable markers are applied to cables with PVC insulation.

After the test, the samples must undergo a visual examination and, if necessary, electrical and mechanical controls as required by appropriate regulations. At the end of the test, the print should still be legible.

RESISTANCE TO SOLVENT VAPOUR

CEI EN 60464-2

Resistance to solvent vapour is verified by the condition of the test sample following exposure.

The standard requires the sample to be placed in a container of the specified solvent.

The test samples must be suspended vertically with the lower edge around 150 mm above the surface of the test solvent. During the exposure, the liquid must not evaporate completely and, if necessary, must be topped up. The temperature of the test solvent must be $23 \pm 2^\circ\text{C}$ and the duration of exposure must be $168\text{h} \pm 1$ (seven days). After removal from the container, each test sample must be examined to determine whether there has been any change in appearance, loss of adherence of the sub layer, exfoliation, detachment, bulging or other signs of deterioration.

Solvents used by Cembre are: Acetone (not for PVC material), Ethanol, Hexane
Excepting PET transparent material.

RESISTANCE TO ABRASION

DIN 30643

This standard specifies a test method to determine resistance to rubbing and abrasion of printed flat surfaces that are exposed to mechanical forces such as rubbing and chemical stresses such as cleaning fluids.

After testing the print should be legible to the naked eye.

The following materials printed with the MG2-EPTR 991611 Premium Black Ribbon are certified DIN 30643-A-S-3:

- Rigid flat White PVC
MG-TAP, MG-TAA, MG-TAR, MG-DOG, MG-PTS, MG-PTSA, MG-ETF,
MG-TPMF, MG-TAPW, MG-PLC, MG17.5-R, MG2-17.5-R, MG17.5-A, MG2-17.5-A,
MG-VRT-R, MG2-VRT-R, MG-VRT-AH, MG2-VRT-AH, MG-SIGNS-A, MG-CPMF.
- Rigid flat White Polycarbonate
MG-TAA-HF, MG-TAP-HF, MG-PTS-HF, MG-PTSA-HF, MG-ETF-HF,
MG-TPMF-HF, MG-DOG-HF, MG-VRT-A-HF, MG2-VRT-A-HF,
MG-VRT-AH-HF, MG2-VRT-AH-HF
- White Polycarbonate
MG-CPM, MG-TDM, MG2-TDMO
- White PVC film
MG-VYT, MG2-VYT, MG-17.5-VY, MG-17.5-SB, MG-SIGNS-VY,
MG-CPMFA
- White Polyester film
MG-PYT, MG-17.5-PY, MG-SIGNS-PY
- Yellow PVC coated fabric
MG-VCT

UV RESISTANCE**EN ISO 4892-2**

Methods of exposure to laboratory light sources

Part 2: Xenon arc lamps

Exposure to artificial laboratory light, in Solarbox model 1500E.

The properties of the material and the legibility of the print are verified after the test.

- *Temperature of black panel: 65°C ± 3°C*
- *Exposure: continuous*
- *Radiation: 550 W/m²*
- *Xenon 1500 W lamp*
- *Borosilicate 280 mm filter (outdoor)*
- *External testing temperature: 20°C ± 5°C*

EFFECT OF AGEING**CEI 16-7**

Elements to identify terminals and cable endings

Paragraph 7.4 Thermal tests

20 samples per type and size are used, applied on cylindrical steel barrels approx. 100 mm long: 10 of the minimum diameter and 10 of the maximum diameter of the cable used with the element. The samples are then located in a climatic chamber and held for 5 hours at the maximum usage temperature expected, then left to cool to room temperature.

At the end of the test, all of the samples should show substantial dimensional stability. None of the samples, especially those in temperature regulating material, should have breaks or cracks.

Small deformations are allowed. Where applicable, it should be possible to remove and replace elements tested in holders.

Conformity is verified by visual examination.

EFFECT OF IMMERSION IN LIQUID CHEMICALS**UNI EN ISO 175**

Test methods to determine the effects of immersion in chemicals

The standard specifies methods for exposing plastic test samples to liquid chemical agents and for determining changes in characteristics caused by this exposure. It includes the immersion test for 24 hours of the entire surface of the test sample and applies to all solid plastic materials, submitted in the form of printed or extruded materials, plates, pipes, bars or sheets with a thickness greater than 0.1 mm.

The test samples are completely immersed in a test liquid for a specified time and temperature.

Their characteristics are determined before immersion, after removal from the liquid and after drying.

The test methods specified are the following:

- Changes in mass, dimensions and appearance, immediately after removal from the liquid and after drying
- Change in the physical characteristics (mechanical, thermal, optical, etc.) immediately after removal from the liquid and after drying.
- The quantity of liquid absorbed.

Chemicals used by Cembre: Hydrochloric acid, Nitric acid, Hydrofluoric acid

*Standard test methods carried out by Cembre.
For tests carried out on specific media,
datasheets are available upon request or via our website.*

GENIUSPRO License Request

to order new GENIUSPRO software licenses

CUSTOMER INFORMATION

Contact name
Company
Address
City Postcode.....
Phone Fax
E-mail

SENT BY RETAILER

Retailer
Branch
Contact name
Phone FAX
E-mail

PRINTER TYPE & SERIAL NUMBER

MG3 Serial number
 MG2 Serial number
 ROLLY3000 Serial number
 ROLLY2000 Serial number
 ROLLY2000TR1 Serial number
 ROLLY2000TR2 Serial number

REASON FOR REQUEST

Buying another printer: PRINTER TYPE..... SERIAL NUMBER.....
 Increased number of users
 Change in computer
 Other

GENIUSPRO LICENSE

GENIUSPRO-1L (single license)
 GENIUSPRO-5L (multiple licenses)

Date Signature



Cembre



This catalogue is the property of Cembre.

Any reproduction (in full or in part) is forbidden without the prior written permission of Cembre. Information in this catalogue is provided to aid the commercial selection of products. It is not intended for use as an instruction manual. Information concerning application and correct operational use is provided by specific documentation delivered with the products.

Cembre reserves the right to modify specifications in this catalogue without prior notice. Errors and omissions excepted.

Printing: IGB Group Brescia



Cembre S.p.A.

via Serenissima, 9
25135 Brescia
ITALY

Phone: +39 030 36921

Fax: +39 030 3365766

sales@cembre.com



Cembre Ltd.

Dunton Park, Kingsbury Road, Curdworth - Sutton Coldfield - West Midlands B76 9EB, UK

Phone: +44 01675 470440

Fax: +44 01675 470220

sales@cembre.co.uk

www.cembre.co.uk



Cembre S.a.r.l.

22 Avenue Ferdinand de Lesseps, 91423 Morangis Cedex, FRANCE

Tél.: +33 0160 49 1190

Fax: +33 0160 49 29 10

info@cembre.fr

www.cembre.fr



Cembre España S.L.U.

Calle Verano, 6 y 8 - P.I. Las Monjas, 28850 Torrejón de Ardoz - Madrid, ESPAÑA

Teléfono: +34 91 4852580

Telefax: +34 91 4852581

comercial@cembre.es

www.cembre.es



Cembre GmbH.

Heidemannstraße 166 - 80939 München, DEUTSCHLAND

Telefon: +49 89 3580676

sales@cembre.de

www.cembre.de

IKUMA GmbH & Co. KG

Boschstraße 7 - 71384 Weinstadt, DEUTSCHLAND

Telefon: +49 7151 20536-60

Fax: +49 7151 20536-80

info@ikuma.de

www.ikuma.de



Cembre Inc.

Raritan Center Business Park - 181 Fieldcrest Avenue, Edison, New Jersey 08837, USA


Tel.: +1 732 225-7415

Fax: +1 732 225-7414

sales.us@cembre.com

www.cembreinc.com

Any other country, please contact Cembre S.p.A. - Italy



www.cembre.com



Cod. 6260472